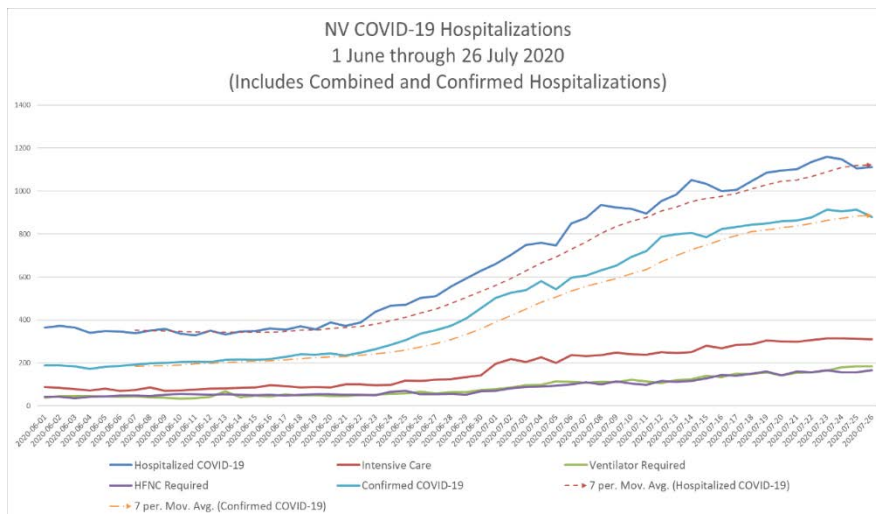
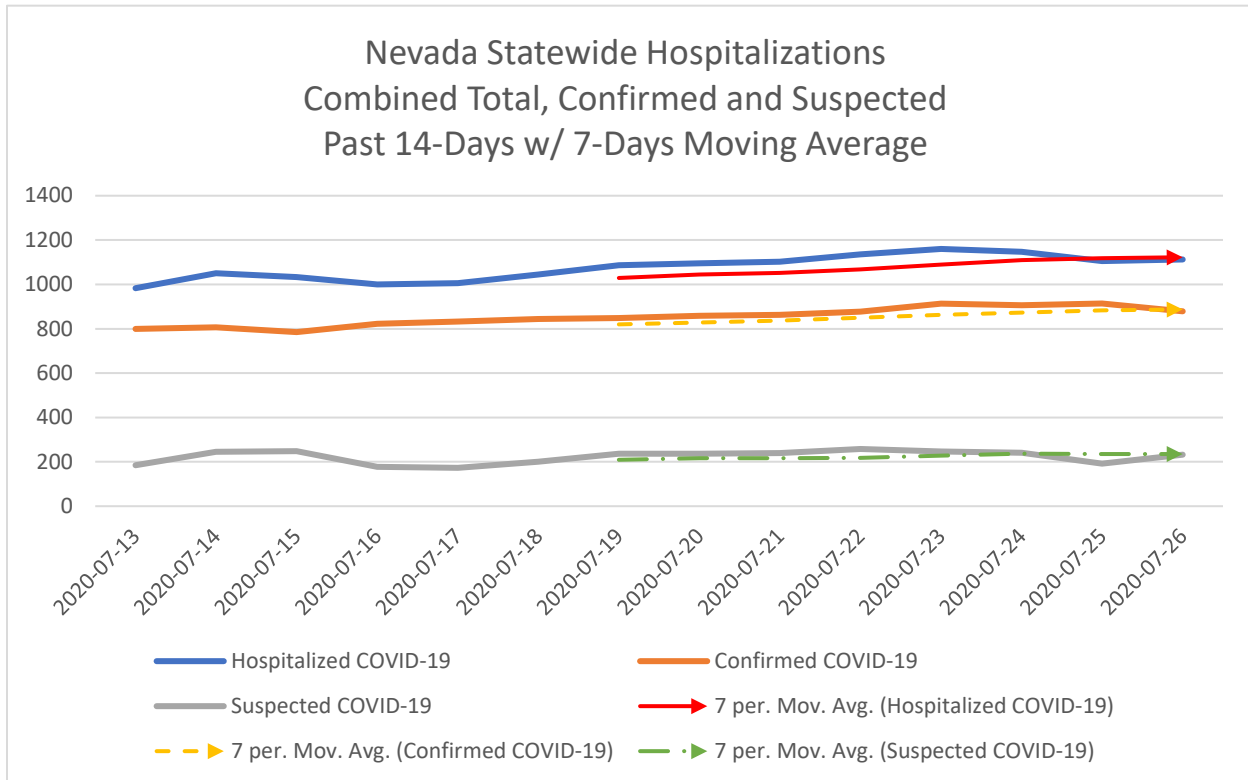


26 July 2020 Statewide Data Set



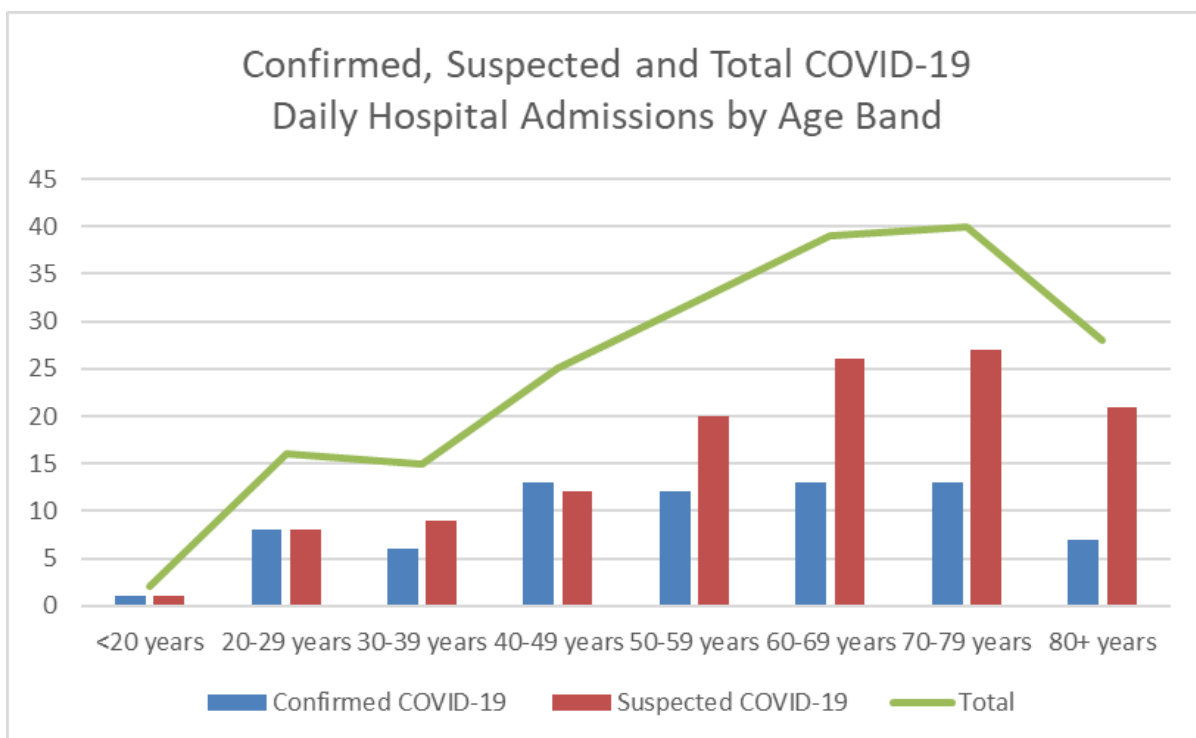
Nevada continues to experience high numbers of COVID-19 hospitalizations. During the past 14-day period, the range of hospitalizations was 983-1,136 with 1,136 being the all-time high experienced on 22 July.

Confirmed cases ranged from 785-913 during the same period, with the high of 913 being experienced 23 July.

On 26 June, Nevada's hospitalized case count was 503. One month later (26 July), the number is 2.21 times greater at 1,112 hospitalizations. The ages that most commonly require hospitalization are from 40-79 years old.

Net Change in Hospitalizations (Previous 24 hours) by County

	Confirmed or Suspected COVID-19 Admitted	Discharged	Net Impact (Delta)
Carson City	1	2	-1
Churchill	1	0	1
Clark	165	239	-74
Douglas			0
Elko	0	1	-1
Humboldt	0	1	-1
Lander	0	0	0
Lincoln	0	0	0
Mineral	0	0	0
Nye	2	4	-2
Pershing			0
Washoe	5	6	-1
White Pine	2	0	2
Totals	176	253	-77





COVID-19 Daily Statistics

26 July 2020 Data Set

Region/ County	# of Licensed In Patient Beds	Hospital Census	% Licensed Beds Occupied	# of Licensed (Adult) ICU Beds	How many (ADULT) ICU bed s are occupied?	% (Adult) ICU Beds Occupied	Total # of Ventilators	How many ventilators are currently in use?	% Ventilators in Use	CONFIRMED COVID-19 Cases	# SUSPECTED COVID-19 Cases	# confirmed or suspected COVID- 19 patients in ICU	# confirmed or suspected COVID- 19 patients on a Ventilator	How many CONFIRMED or SUSPECTED HFNC Therapy
North	1686	1016	60%	257	111	43%	220	31	14%	64	13	22	9	14
Rural	249	64	26%	21	6	29%	31	0	0%	4	12	1	0	2
South	4716	3816	81%	730	506	69%	728	382	52%	811	208	287	175	150
Total	6651	4896	74%	1008	623	62%	979	413	42%	879	233	310	184	166
Carson	211	101	48%	24	14	58%	15	4	27%	7	0	2	1	2
Churchill	25	12	48%	4	2	50%	3	0	0%	1	1	1	0	1
Clark	4716	3816	81%	730	506	69%	728	382	52%	811	208	287	175	150
Douglas	23	0	0%	4	0	0%	0	0	0%	0	0	0	0	0
Elko	75	11	15%	7	4	57%	6	0	0%	3	0	0	0	0
Humboldt	25	8	32%	3	0	0%	7	0	0%	0	1	0	0	0
Lander	5	3	60%	0	0	0%	0	0	0%	0	0	0	0	0
Lincoln	4	4	100%	0	0	0%	3	0	0%	0	0	0	0	0
Lyon	14	0	0%	0	0	0%	0	0	0%	0	0	0	0	0
Mineral	11	4	36%	0	0	0%	1	0	0%	0	0	0	0	0
Nye	25	16	64%	0	0	0%	6	0	0%	0	8	0	0	0
Pershing	13	0	0%	0	0	0%	0	0	0%	0	0	0	0	0
Washoe	1479	915	62%	233	97	42%	205	27	13%	57	13	20	8	12
White Pine	25	6	24%	3	0	0%	5	0	0%	0	2	0	0	1
Totals	6651	4896	74%	1008	623	62%	979	413	42%	879	233	310	184	166