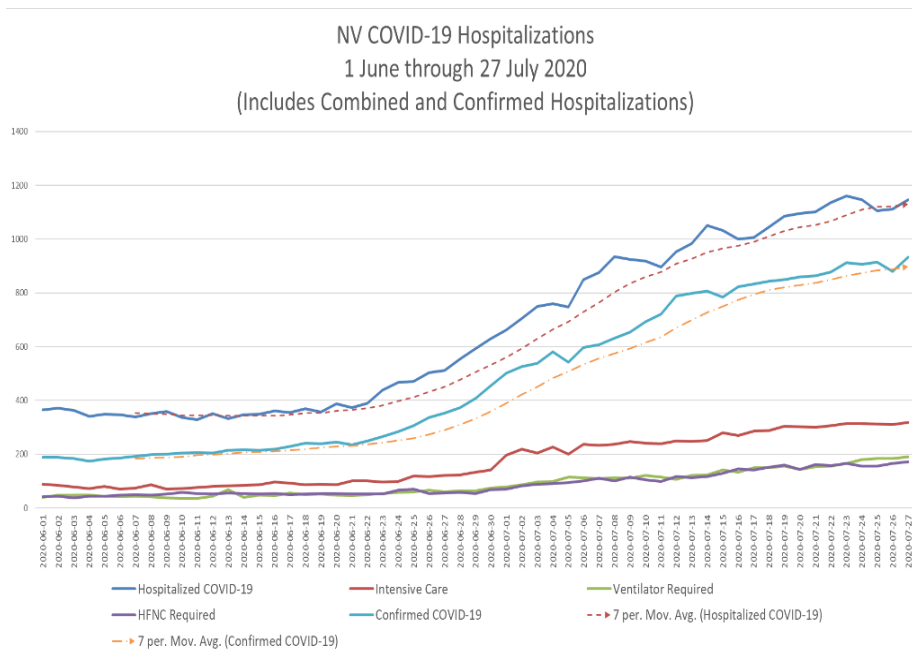
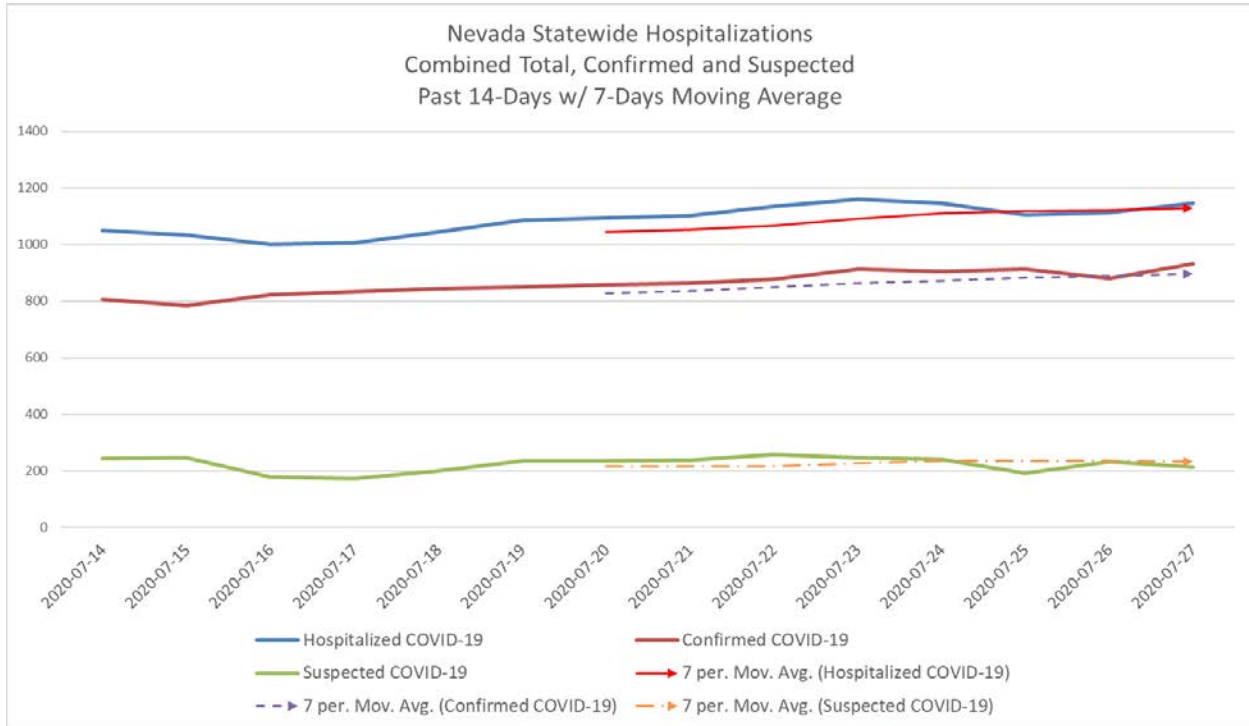


## 27 July 2020 Statewide Data Set



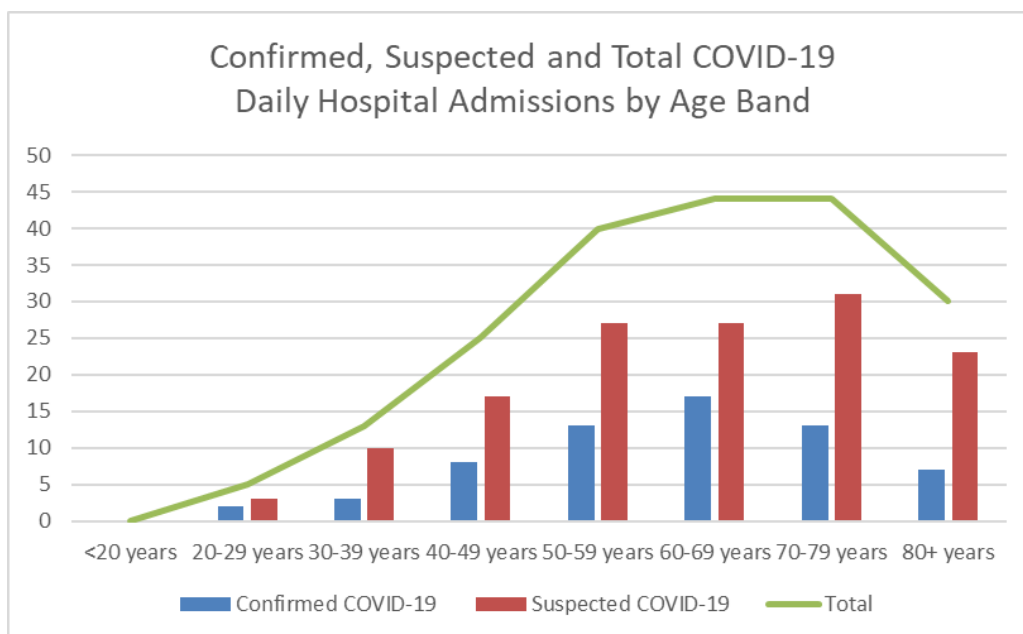
Nevada has remained in a range of 1,100 – 1,150 hospitalized COVID-19 patients for the past week.

The need for intensive care, mechanical ventilation or high-flow nasal cannula oxygen therapy has also remained relatively flat for the past 14-days.

The 40 to 80 year-old age group continues to make-up the bulk of all hospitalizations.

## Net Change in Hospitalizations (Previous 24 hours) by County

	Confirmed or Suspected COVID-19 Admitted	Discharged	Net Impact (Delta)
Carson City	0	0	0
Churchill	0	3	-3
Clark	199	47	152
Douglas	0	1	-1
Elko	0	2	-2
Humboldt	0	0	0
Lander	0	0	0
Lincoln	0	0	0
Mineral	0	0	0
Nye	4	1	3
Pershing			0
Washoe	12	0	12
White Pine	0	1	-1
<b>Totals</b>	215	55	160





# COVID-19 Daily Statistics

## 27 July 2020 Data Set

Region/ County	# of Licensed In Patient Beds	Hospital Cencus	% Licensed Beds Occupied	# of Licensed (Adult) ICU Beds	How many (ADULT) ICU bed s are occupied?	%(Adult) ICU Beds Occupied	Total # of Ventilators	How many ventilators are currently in use?	% Ventilators in Use	CONFIRMED COVID-19 Cases	# SUSPECTED COVID-19 Cases	# confirmed or suspected COVID- 19 patients inICU	# confirmed or suspected COVID- 19 patients on a Ventilator	How many CONFIRMED or SUSPECTED HFNC Therapy
North	1686	952	56%	257	112	44%	220	31	14%	67	1	25	9	12
Rural	249	71	29%	21	4	19%	35	1	3%	3	12	1	0	1
South	4716	3810	81%	730	526	72%	721	373	52%	862	202	293	182	158
<b>Total</b>	<b>6651</b>	<b>4833</b>	<b>73%</b>	<b>1008</b>	<b>642</b>	<b>64%</b>	<b>976</b>	<b>405</b>	<b>41%</b>	<b>932</b>	<b>215</b>	<b>319</b>	<b>191</b>	<b>171</b>
Carson	211	103	49%	24	15	63%	15	3	20%	6	0	2	1	2
Churchill	25	11	44%	4	1	25%	3	0	0%	1	3	1	0	1
Clark	4716	3810	81%	730	526	72%	721	373	52%	862	202	293	182	158
Douglas	23	15	65%	4	1	25%	4	0	0%	0	0	0	0	0
Elko	75	4	5%	7	2	29%	6	1	17%	1	0	0	0	0
Humboldt	25	9	36%	3	0	0%	7	0	0%	0	1	0	0	0
Lander	5	3	60%	0	0	0%	0	0	0%	0	0	0	0	0
Lincoln	4	4	100%	0	0	0%	3	0	0%	0	0	0	0	0
Lyon	14	0	0%	0	0	0%	0	0	0%	0	0	0	0	0
Mineral	11	3	27%	0	0	0%	1	0	0%	0	0	0	0	0
Nye	25	17	68%	0	0	0%	6	0	0%	1	7	0	0	0
Pershing	0	0	0%	0	0	0%	0	0	0%	0	0	0	0	0
Washoe	1479	849	57%	233	97	42%	205	28	14%	61	1	23	8	10
White Pine	25	5	20%	3	0	0%	5	0	0%	0	1	0	0	0
<b>Totals</b>	<b>6638</b>	<b>4833</b>	<b>73%</b>	<b>1008</b>	<b>642</b>	<b>64%</b>	<b>976</b>	<b>405</b>	<b>41%</b>	<b>932</b>	<b>215</b>	<b>319</b>	<b>191</b>	<b>171</b>