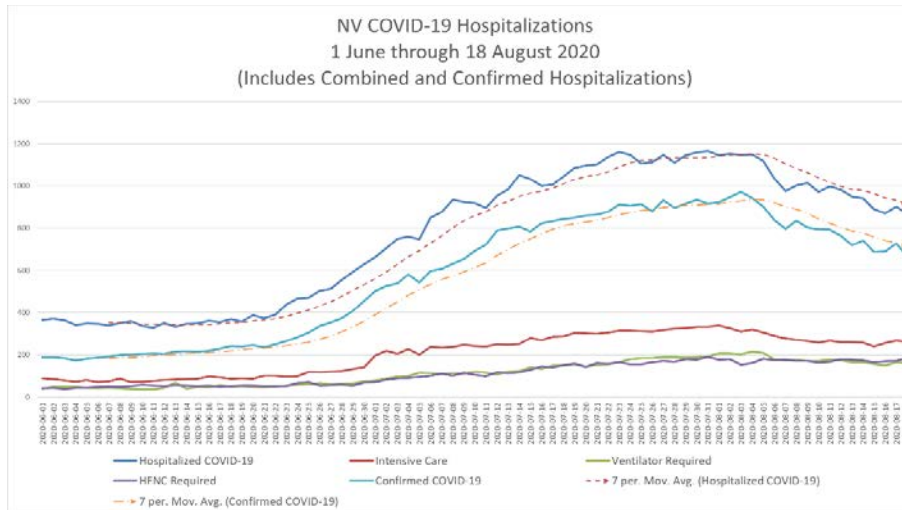
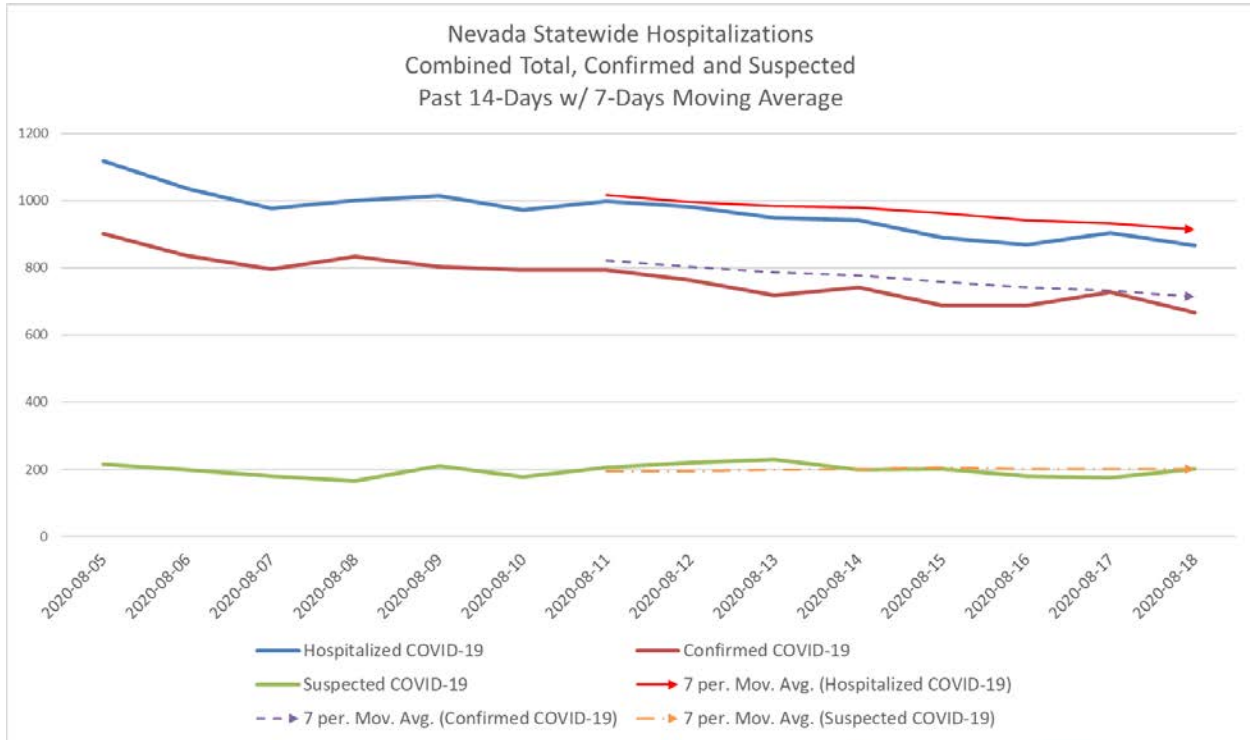


18 August 2020 Statewide Data Set

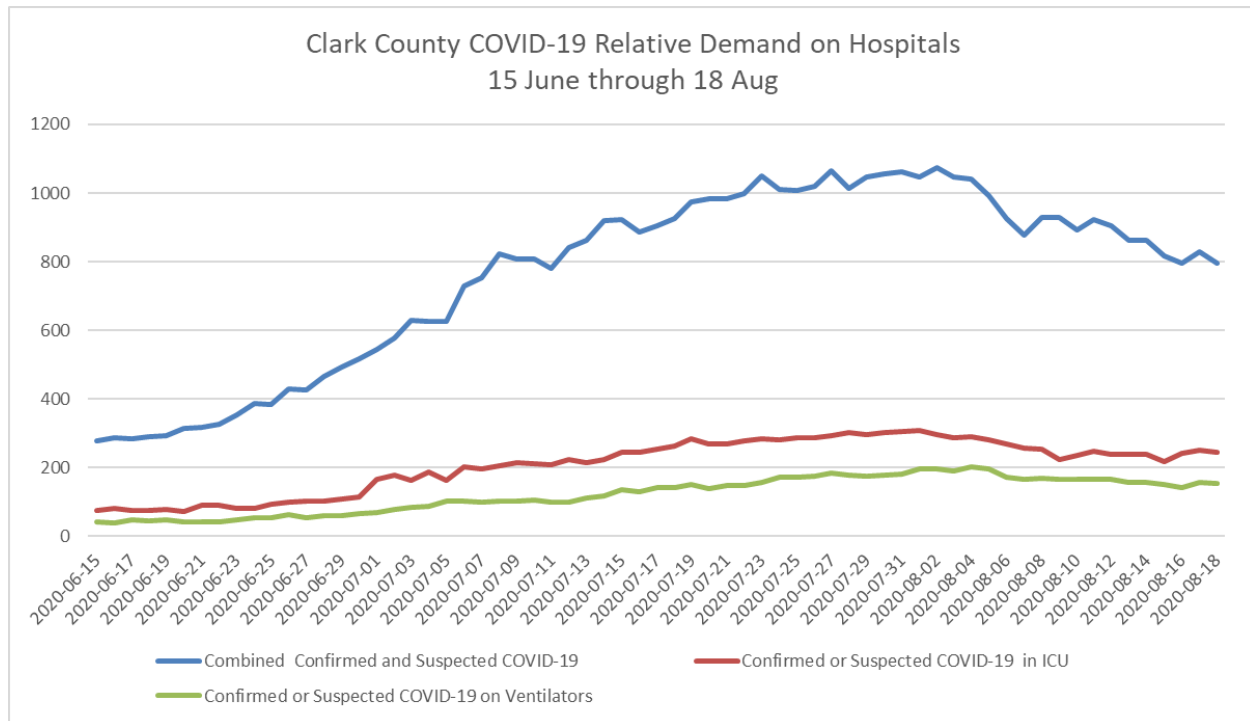


Nevada continues to appreciate a downward trajectory in hospitalized COVID-19 cases.

The hospital infrastructure in the state remains in fair condition with some individual hospitals experiencing high occupancy rates and high ICU occupancy rates, predominately in southern Nevada.

The relative demand of COVID-19 patients continues to decline. COVID-19 patients account for 19% of all hospitalized patients in the Nevada healthcare system. COVID-19 patients requiring intensive care represent 43% of all patients in the ICU, however, only 64% of ICU beds are occupied at this time. COVID-19 patients are utilizing 17% of the state's ventilator capacity.

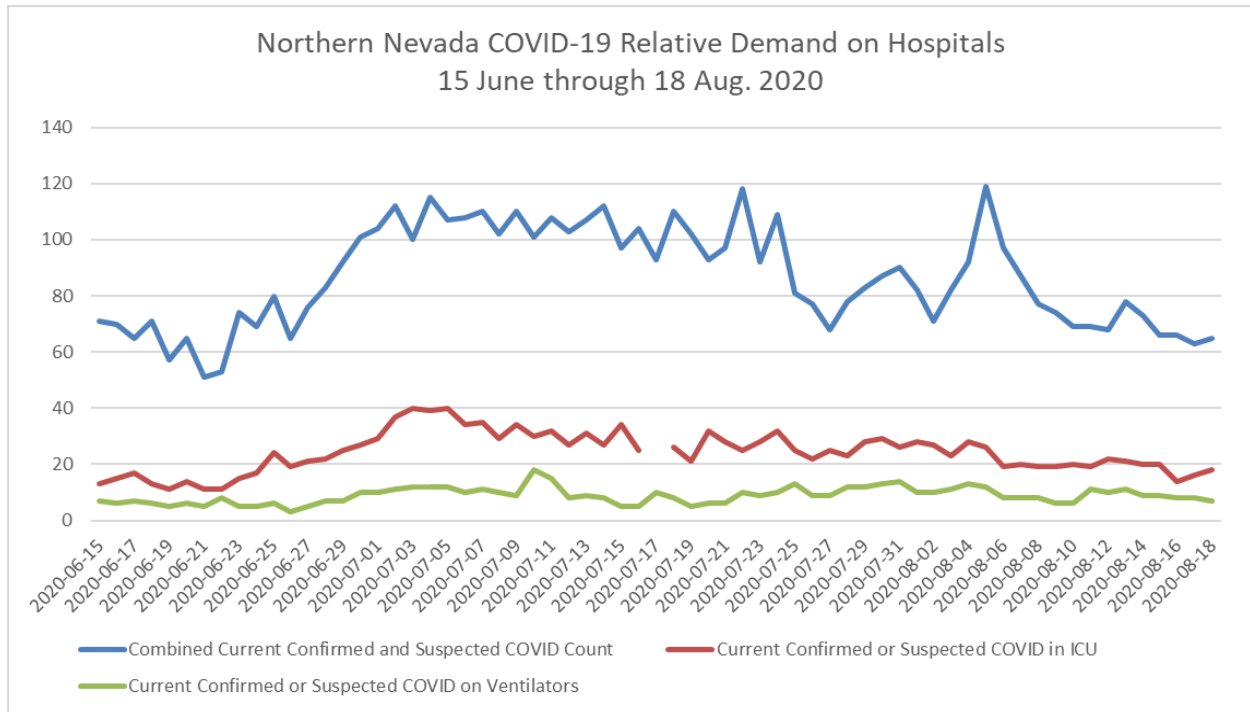
Clark County Data Set



Relative COVID-19 hospital demand in Clark County is declining, however, demand remains high. The number of hospitalized COVID-19 confirmed and suspected patients is currently 796, this is 518 people more than on 15 June 2020.

COVID-19 patients account for 21% of all hospitalized patients in the Clark County healthcare system. COVID-19 patients requiring intensive care represent 45% of all patients in the ICU however, only 74% of ICU beds are occupied at this time. COVID-19 patients are utilizing 21% of the County's ventilator capacity.

Northern Nevada Data Set

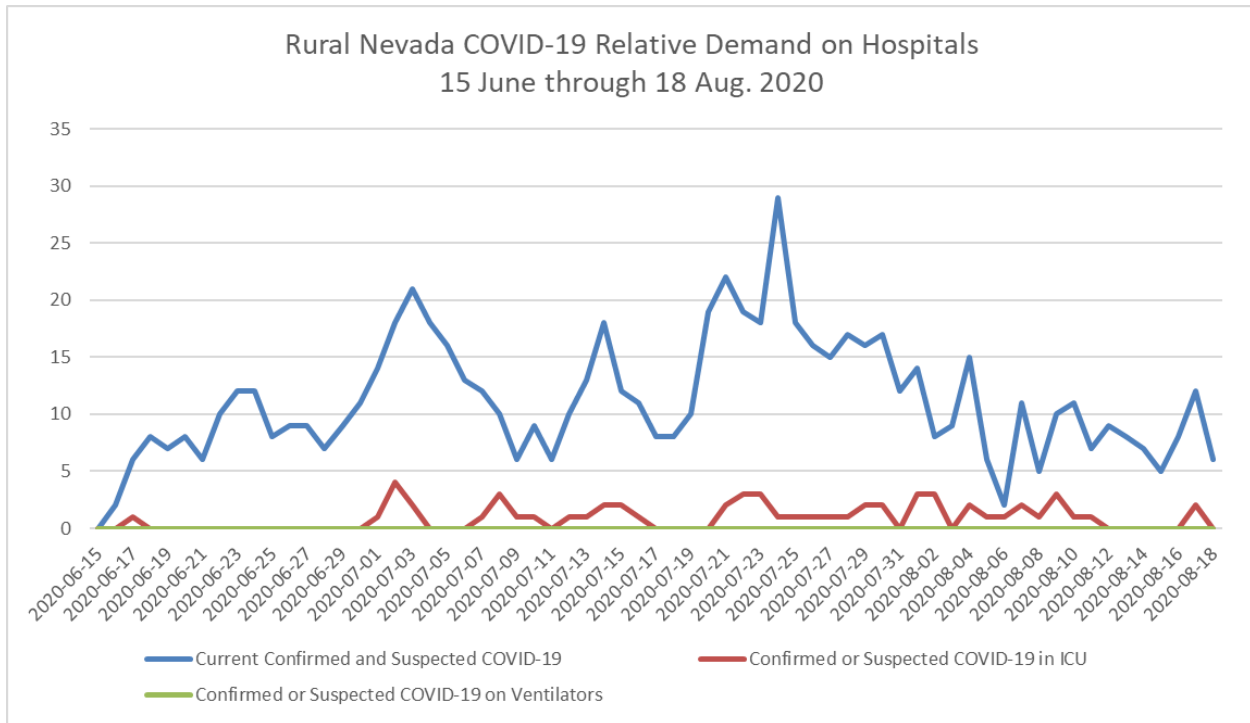


The Northern Nevada region has never experienced a defined peak or plateau of COVID-19 patients. The number of hospitalized COVID-19 confirmed and suspected patients is currently 65, this is 6 people less than on 15 June 2020.

COVID-19 patients account for 6% of all hospitalized patients in the northern healthcare system. COVID-19 patients requiring intensive care represent 18% of all patients in the ICU. COVID-19 patients are utilizing 3% of the region's ventilator capacity.

The northern region's hospital infrastructure remains in good condition at this time.

Rural Nevada Data Set



The rural area of Nevada is comprised of more than 96,000 square miles and COVID-19 hospitalizations have accounted for between 0 and 29 cases in the 15 June to 18 August timeframe. This area of the state does include Pahrump (Nye County) which is more urban and has experienced some outbreaks according to data provided by the State.

Currently, COVID-19 patients account for 8% of the people hospitalized in the region and none of the intensive care or ventilator required patients. Some individual facilities are experiencing some significant all-cause hospital occupancy rates however the rural region remains in good to fair condition depending on the area.



COVID-19 Daily Statistics

18 August 2020 Data Set

Region/ County	# of Licensed In Patient Beds	Hospital Census	% Licensed Beds Occupied	# of Licensed (Adult) ICU Beds	How many (ADULT) ICU beds are occupied?	%(Adult) ICU Beds Occupied	Total # of Ventilators	How many ventilators are currently in use?	% Ventilators in Use	CONFIRMED COVID-19 Cases	# SUSPECTED COVID-19 Cases	# confirmed or suspected COVID-19 patients inICU	# confirmed or suspected COVID-19 patients on a Ventilator	How many CONFIRMED or SUSPECTED HFNC Therapy	Number of remdesivir vials in inventory previous day
North	1686	1036	61%	257	100	39%	223	28	13%	53	12	18	7	13	460
Rural	249	74	30%	21	6	29%	33	0	0%	0	6	0	0	0	60
South	4716	3781	80%	730	537	74%	738	357	48%	614	182	244	153	173	3607
Total	6651	4891	74%	1008	643	64%	994	385	39%	667	200	262	160	186	4127
Carson	211	125	59%	24	19	79%	15	3	20%	4	0	1	0	0	61
Churchill	25	12	48%	4	1	25%	3	0	0%	0	0	0	0	0	30
Clark	4716	3781	80%	730	537	74%	738	357	48%	614	182	244	153	173	3607
Douglas	23	10	43%	4	4	100%	4	0	0%	0	2	0	0	0	24
Elko	75	7	9%	7	0	0%	6	0	0%	0	0	0	0	0	6
Humboldt	25	11	44%	3	1	33%	5	0	0%	0	0	0	0	0	0
Lander	5	2	40%	0	0	0%	0	0	0%	0	0	0	0	0	0
Lincoln	4	4	100%	0	0	0%	3	0	0%	0	0	0	0	0	0
Lyon	14	2	14%	0	0	0%	0	0	0%	0	0	0	0	0	0
Mineral	11	9	82%	0	0	0%	1	0	0%	0	0	0	0	0	0
Nye	25	16	64%	0	0	0%	6	0	0%	0	4	0	0	0	0
Pershing	13	0	0%	0	0	0%	0	0	0%	0	0	0	0	0	0
Washoe	1479	911	62%	233	81	35%	208	25	12%	49	12	17	7	13	399
White Pine	25	1	4%	3	0	0%	5	0	0%	0	0	0	0	0	0
Totals	6651	4891	74%	1008	643	64%	994	385	39%	667	200	262	160	186	4127