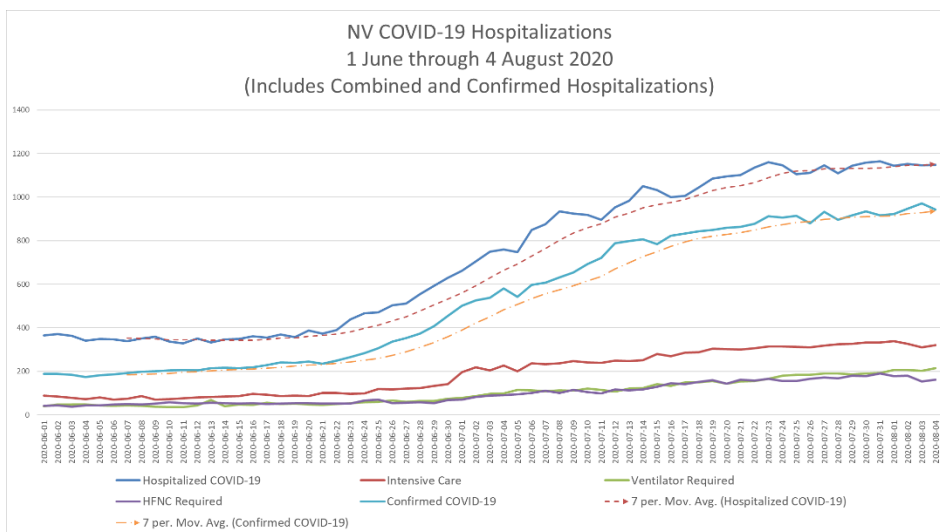
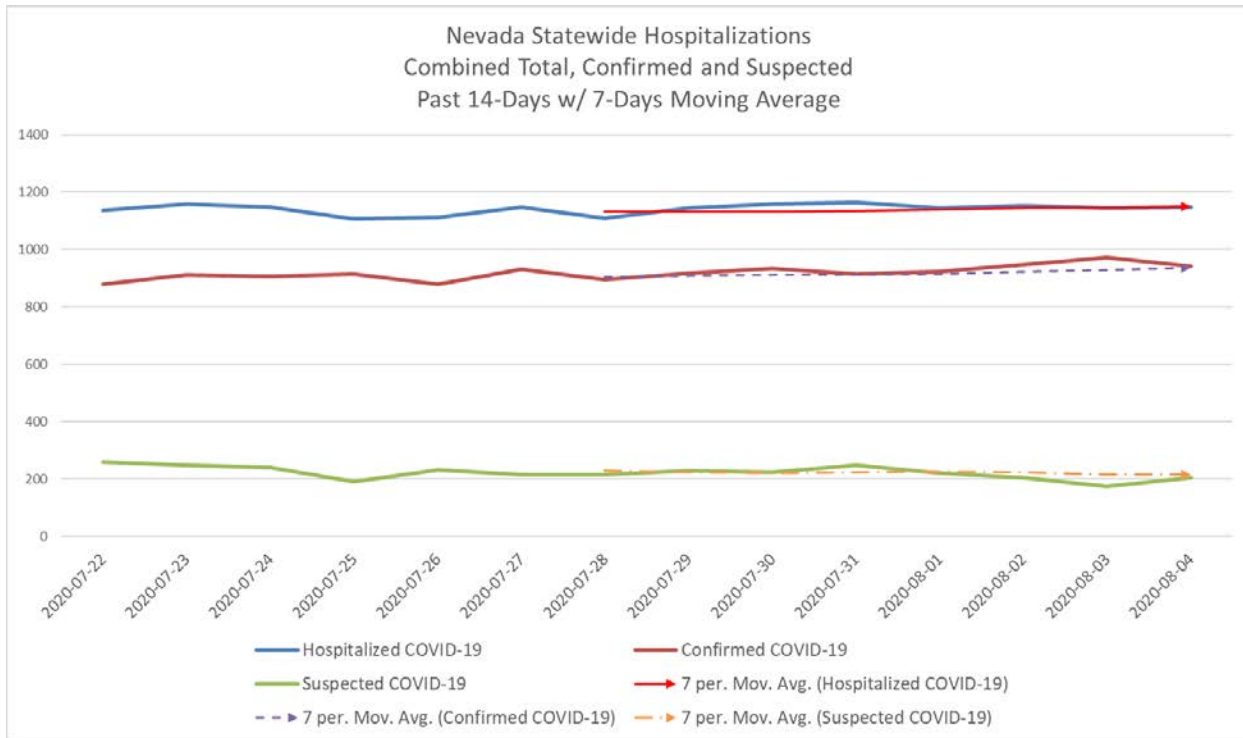


4 August 2020 Statewide Data Set



Nevada's COVID-19 experience has remained relatively unchanged for the past 14-days.

Regionally, hospitals have capacity within the hospital wards and within the intensive care units.

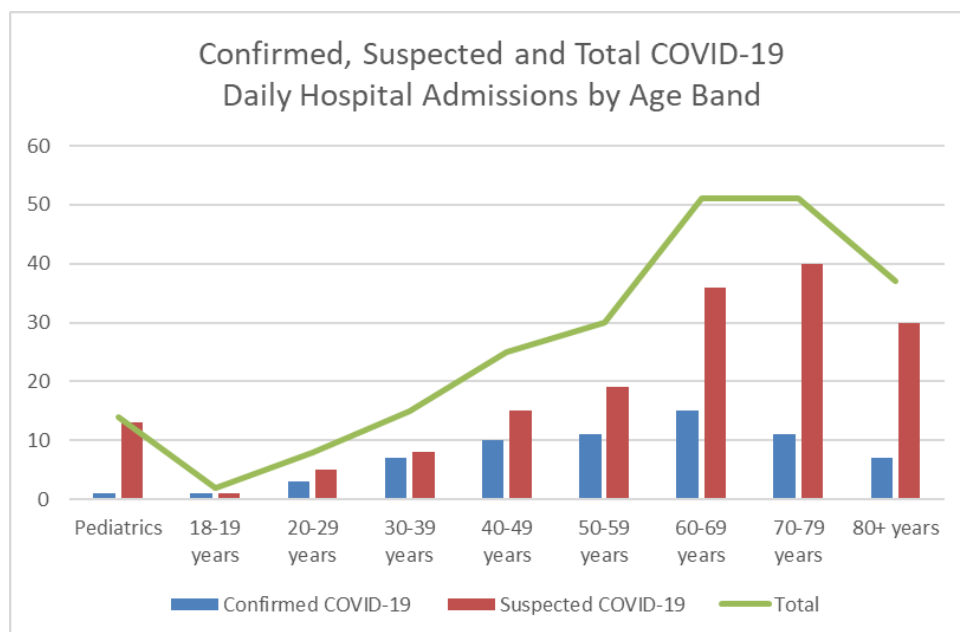
In southern Nevada, some individual facilities are reaching capacity within the

intensive care units and with all-cause hospital availability.

Staffing remains a concern as workforce shortages are appreciated. Overall, the healthcare infrastructure in Nevada can withstand the current patient demand so long as additional adverse conditions are not present.

Net Change in Hospitalizations (Previous 24 hours) by County

	Confirmed or Suspected COVID-19 Admitted	Discharged	Net Impact (Delta)
Carson City	1	0	1
Churchill	2	2	0
Clark	170	184	-14
Douglas			
Elko	0	0	0
Humboldt	2	1	1
Lander	0	0	0
Lincoln	0	0	0
Mineral	0	0	0
Nye	2	0	2
Pershing	0	0	0
Washoe	14	5	9
White Pine	0	0	0
Totals	191	192	-1





COVID-19 Daily Statistics

4 August 2020 Data Set

Region/ County	# of Licensed In Patient Beds	Hospital Census	% Licensed Beds Occupied	# of Licensed (Adult) ICU Beds	How many (ADULT) ICU bed s are occupied?	%(Adult) ICU Beds Occupied	Total # of Ventilators	How many ventilators are currently in use?	% Ventilators in Use	CONFIRMED COVID-19 Cases	# SUSPECTED COVID-19 Cases	# confirmed or suspected COVID- 19 patients in ICU	# confirmed or suspected COVID- 19 patients on a Ventilator	How many CONFIRMED or SUSPECTED HFNC Therapy
North	1686	1123	67%	257	119	46%	223	43	19%	81	11	28	13	9
Rural	249	99	40%	21	3	14%	35	0	0%	3	12	2	0	1
South	4716	3915	83%	730	557	76%	742	416	56%	859	182	290	201	152
Total	6651	5137	77%	1008	679	67%	1000	459	46%	943	205	320	214	162
Carson	211	118	56%	24	16	67%	15	4	27%	3	1	2	1	0
Churchill	25	22	88%	4	2	50%	3	0	0%	1	4	1	0	1
Clark	4716	3915	83%	730	557	76%	742	416	56%	859	182	290	201	152
Douglas	23	17	74%	4	0	0%	4	0	0%	0	3	0	0	0
Elko	75	10	13%	7	0	0%	6	0	0%	1	0	0	0	0
Humboldt	25	9	36%	3	1	33%	7	0	0%	1	0	1	0	0
Lander	5	3	60%	0	0	0%	0	0	0%	0	0	0	0	0
Lincoln	4	1	25%	0	0	0%	3	0	0%	0	0	0	0	0
Lyon	14	1	7%	0	0	0%	0	0	0%	0	0	0	0	0
Mineral	11	8	73%	0	0	0%	1	0	0%	0	0	0	0	0
Nye	25	23	92%	0	0	0%	6	0	0%	0	4	0	0	0
Pershing	13	1	8%	0	0	0%	0	0	0%	0	0	0	0	0
Washoe	1479	1005	68%	233	103	44%	208	39	19%	78	10	26	12	9
White Pine	25	4	16%	3	0	0%	5	0	0%	0	1	0	0	0
Totals	6651	5137	77%	1008	679	67%	1000	459	46%	943	205	320	214	162