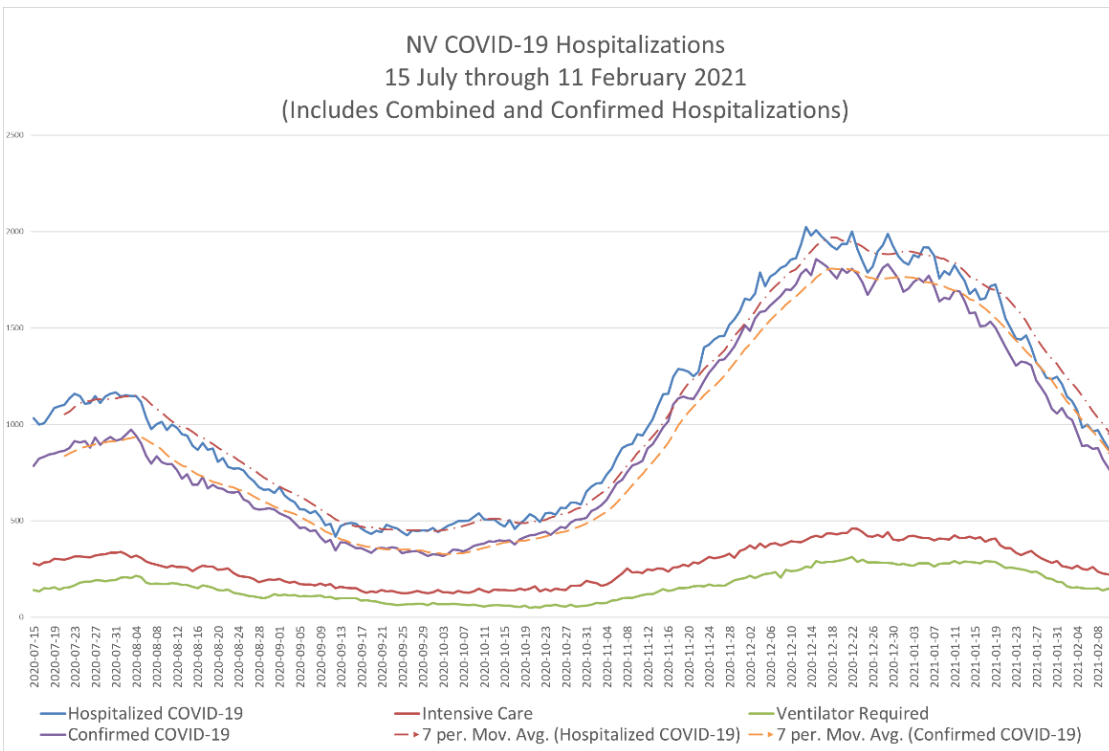
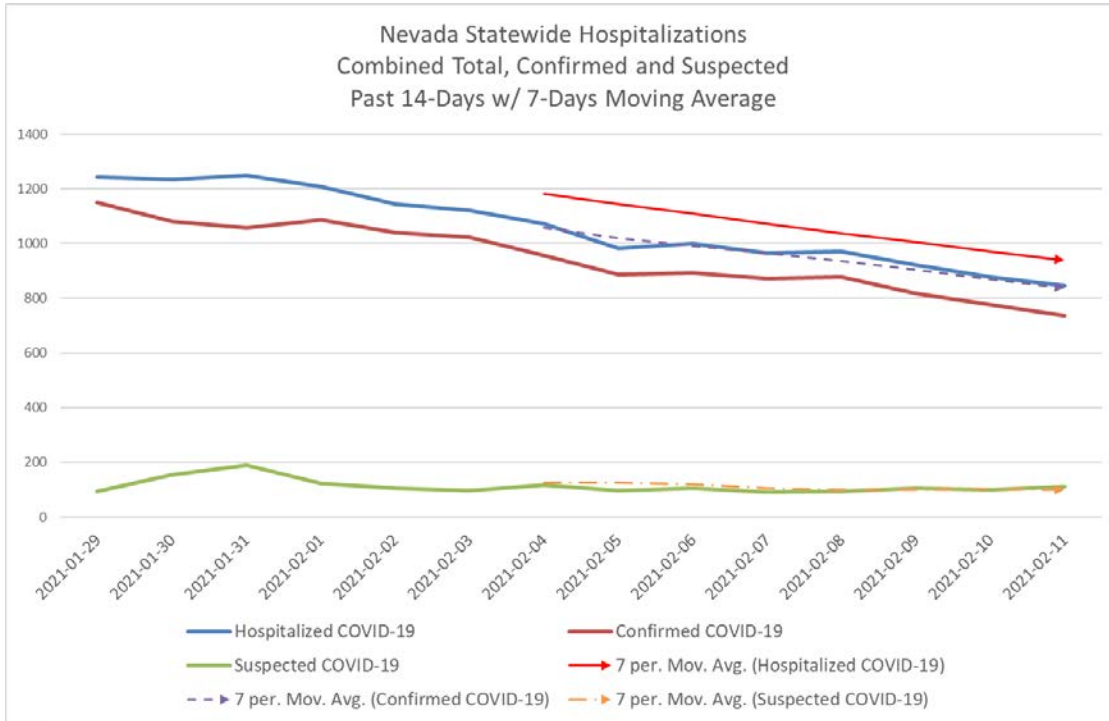
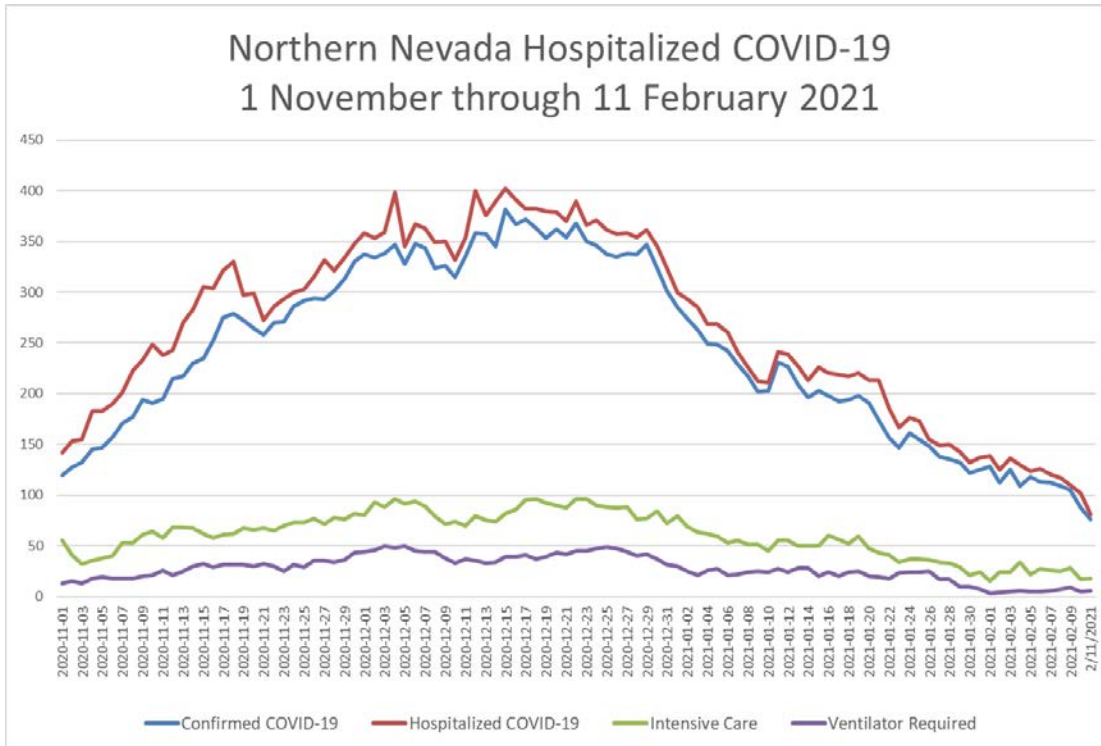


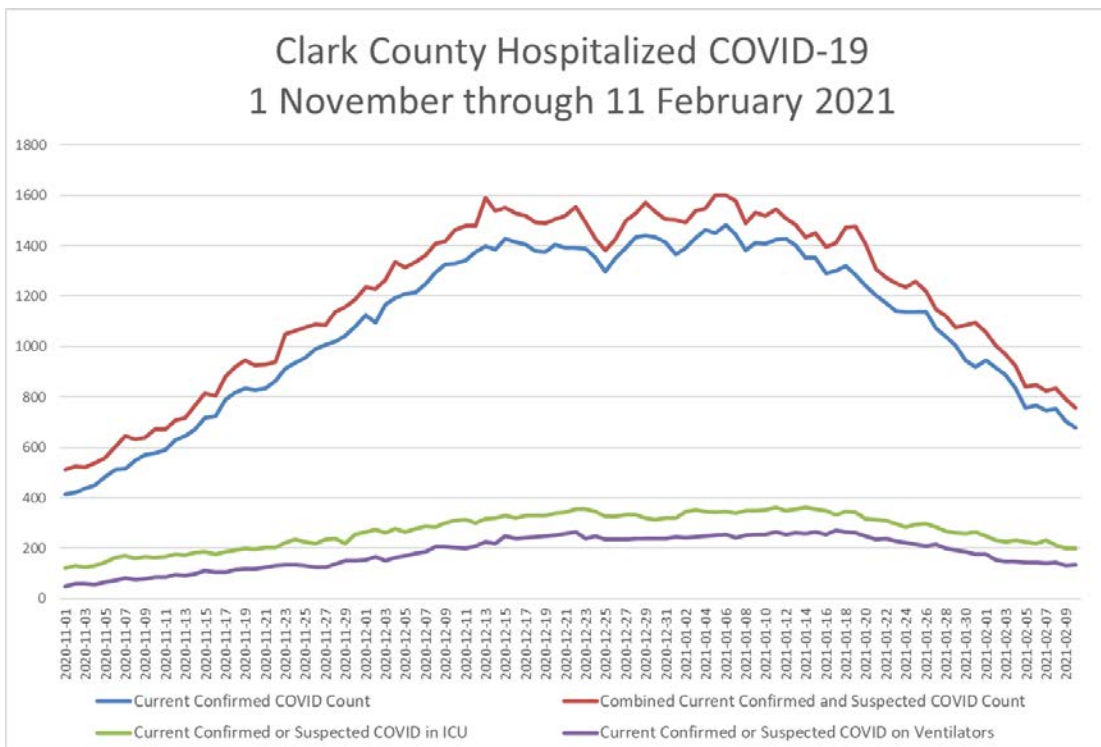
11 February 2021 Statewide Data Set



Northern Nevada Data Set



Southern Nevada Data Set





COVID-19 Daily Statistics

11 February 2021 Statewide Data Set

Region/County	# of Licensed Inpatient Beds	# of staffed inpatient beds	Hospital Census	% Licensed Beds Occupied	% Staffed Beds Occupied	# of Licensed (Adult) ICU Beds	How many (ADULT) ICU beds are occupied?	% (Adult) ICU Beds Occupied	Total # of Ventilators	How many ventilators are currently in use?	% Ventilators in Use	CONFIRMED COVID-19 Cases	# SUSPECTED COVID-19 Cases	# confirmed or suspected COVID-19 patients in ICU	# confirmed or suspected COVID-19 patients on a ventilator	Relative demand: confirmed and suspected % total patients	Relative demand: confirmed and suspected in ICU to licensed ICU beds	Relative demand: % ventilators in use confirmed and suspected	Relative demand: confirmed and suspected % total patients to STAFFED beds
North	1725	1609	1183	69%	74%	257	142	55%	201	43	21%	76	5	18	6	7%	7%	3%	5%
Rural	249	261	83	33%	32%	21	8	38%	39	1	3%	11	9	0	0	24%	0%	0%	8%
South	4686	5190	4018	86%	77%	772	553	72%	953	394	41%	650	96	201	131	19%	26%	14%	14%
Total	6660	7060	5284	79%	75%	1050	703	67%	1193	438	37%	737	110	219	137	16%	21%	11%	12%
Carson	211	159	129	61%	81%	24	19	79%	22	7	32%	6	0	0	0	5%	0%	0%	4%
Churchill	25	25	9	36%	36%	4	1	25%	5	1	20%	0	0	0	0	0%	0%	0%	0%
Clark	4686	5190	4018	86%	77%	772	553	72%	953	394	41%	650	96	201	131	19%	26%	14%	14%
Douglas	23	23	9	39%	39%	4	0	0%	4	0	0%	2	0	0	0	22%	0%	0%	9%
Elko	75	75	12	16%	16%	7	5	71%	6	0	0%	4	0	0	0	33%	0%	0%	5%
Humboldt	25	33	11	44%	33%	3	2	67%	5	0	0%	0	0	0	0	0%	0%	0%	0%
Lander	5	5	1	20%	20%	0	0	0%	0	0	0%	0	0	0	0	0%	0%	0%	0%
Lincoln	4	4	4	100%	100%	0	0	0%	4	0	0%	1	0	0	0	25%	0%	0%	25%
Lyon	14	14	2	14%	14%	0	0	0%	0	0	0%	0	0	0	0	0%	0%	0%	0%
Mineral	11	11	5	45%	45%	0	0	0%	3	0	0%	0	0	0	0	0%	0%	0%	0%
Nye	25	25	22	88%	88%	0	0	0%	5	0	0%	2	9	0	0	50%	0%	0%	44%
Pershing	13	17	1	8%	6%	0	0	0%	0	0	0%	0	0	0	0	0%	0%	0%	0%
Washoe	1518	1454	1055	69%	73%	233	123	53%	179	36	20%	70	5	18	6	7%	8%	3%	5%
White Pine	25	25	6	24%	24%	3	0	0%	7	0	0%	2	0	0	0	33%	0%	0%	8%
Totals	6660	7060	5284	79%	75%	1050	703	67%	1193	438	37%	737	110	219	137	16%	21%	11%	12%