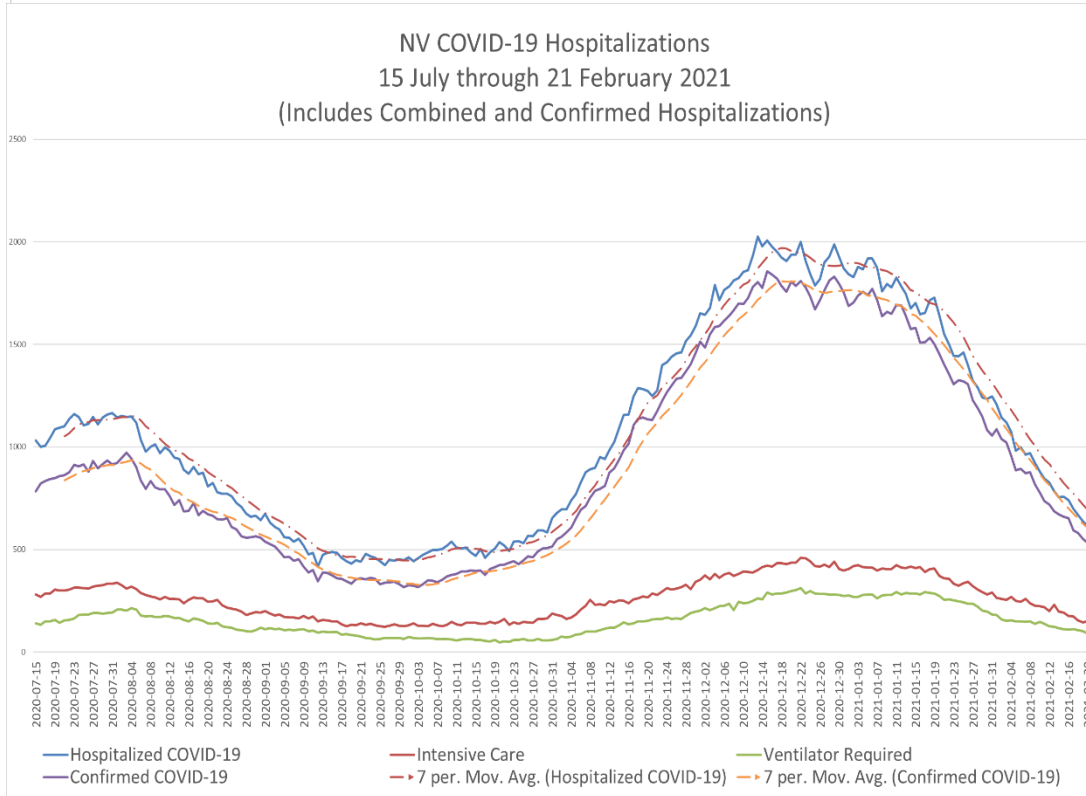
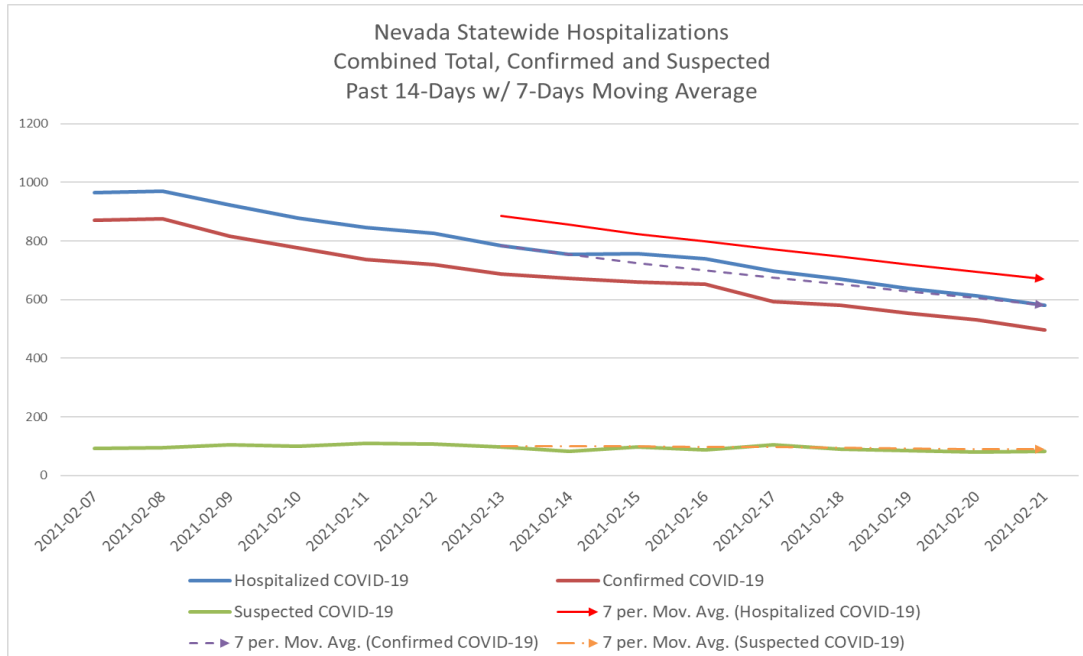
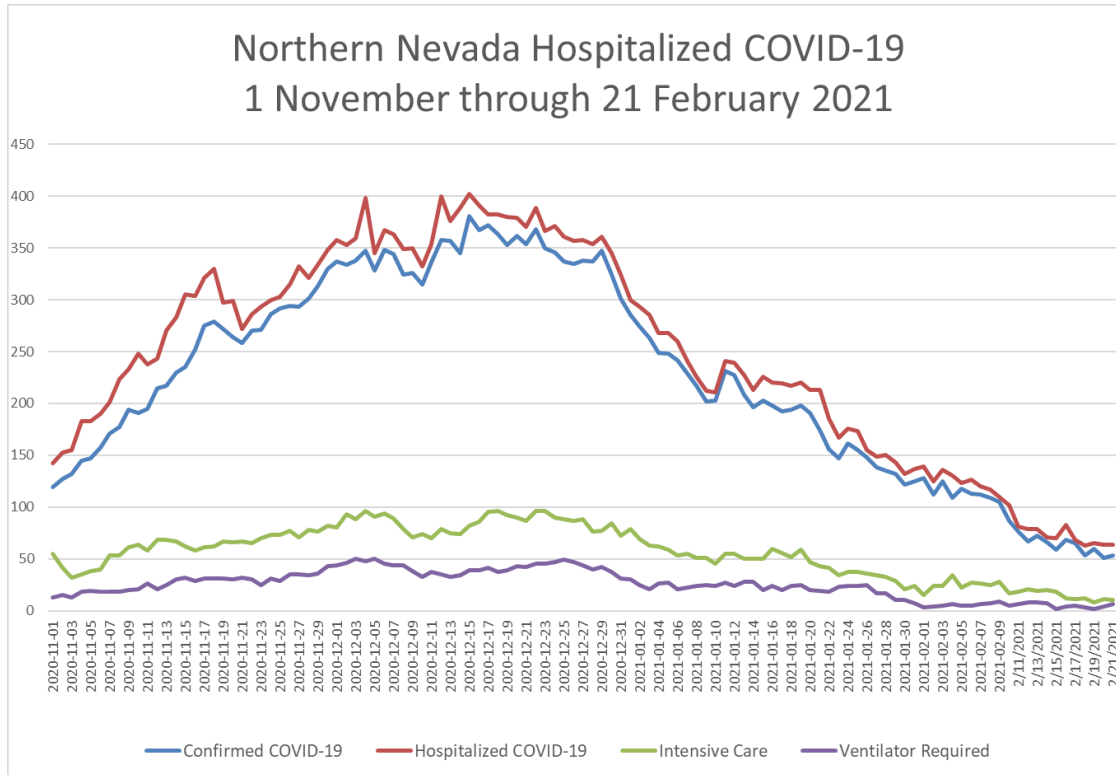


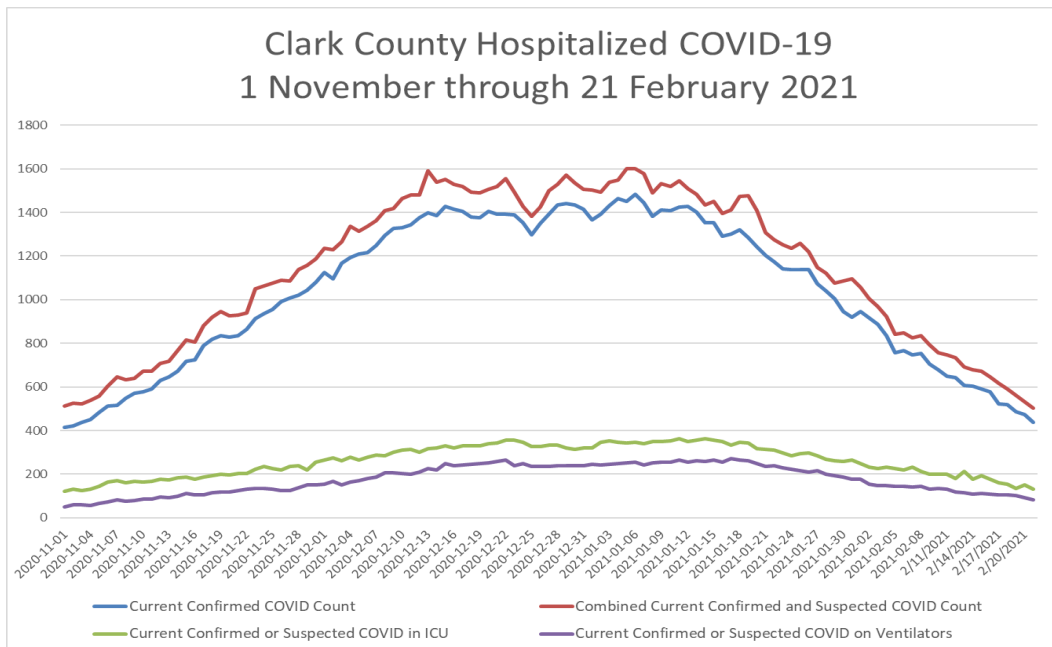
21 February 2021 Statewide Data Set



Northern Data Set



Southern Data Set





COVID-19 Daily Statistics

21 February Statewide Data Set

Region/County	# of Licensed Inpatient Beds	# of staffed inpatient beds	Hospital Census	% Licensed Beds Occupied	% Staffed Beds Occupied	# of Licensed (Adult) ICU Beds	How many (ADULT) ICU beds are occupied?	%(Adult) ICU Beds Occupied	Total # of Ventilators	How many ventilators are currently in use?	% Ventilators in Use	CONFIRMED COVID-19 Cases	# SUSPECTED COVID-19 Cases	# confirmed or suspected COVID-19 patients in ICU	# confirmed or suspected COVID-19 patients on a ventilator	Relative demand: confirmed and suspected % total patients	Relative demand: confirmed and suspected in ICU to licensed ICU beds	Relative demand: % ventilators in use confirmed and suspected	Relative demand: confirmed and suspected % total patients to STAFFED beds
North	1725	1605	1053	61%	66%	257	124	48%	201	31	15%	53	11	10	6	6%	4%	3%	4%
Rural	249	257	99	40%	39%	21	7	33%	39	0	0%	8	7	1	0	15%	5%	0%	6%
South	4686	5156	3681	79%	71%	772	523	68%	946	328	35%	436	65	131	81	14%	17%	9%	10%
Total	6660	7018	4833	73%	69%	1050	654	62%	1186	359	30%	497	83	142	87	12%	14%	7%	8%
Carson	211	159	114	54%	72%	24	19	79%	22	5	23%	5	3	2	1	7%	8%	5%	5%
Churchill	25	25	21	84%	84%	4	3	75%	5	0	0%	1	0	0	0	5%	0%	0%	4%
Clark	4686	5156	3681	79%	71%	772	523	68%	946	328	35%	436	65	131	81	14%	17%	9%	10%
Douglas	23	23	5	22%	22%	4	0	0%	4	0	0%	0	0	0	0	0%	0%	0%	0%
Elko	75	75	19	25%	25%	7	4	57%	6	0	0%	5	0	1	0	26%	14%	0%	7%
Humboldt	25	33	14	56%	42%	3	0	0%	5	0	0%	1	0	0	0	7%	0%	0%	3%
Lander	5	5	2	40%	40%	0	0	0%	0	0	0%	0	0	0	0	0%	0%	0%	0%
Lincoln	4	0	2	50%	0%	0	0	0%	4	0	0%	0	0	0	0	0%	0%	0%	0%
Lyon	14	14	1	7%	7%	0	0	0%	0	0	0%	0	0	0	0	0%	0%	0%	0%
Mineral	11	11	6	55%	55%	0	0	0%	3	0	0%	0	0	0	0	0%	0%	0%	0%
Nye	25	25	22	88%	88%	0	0	0%	5	0	0%	0	7	0	0	32%	0%	0%	28%
Pershing	13	17	1	8%	6%	0	0	0%	0	0	0%	0	0	0	0	0%	0%	0%	0%
Washoe	1518	1450	939	62%	65%	233	105	45%	179	26	15%	48	8	8	5	6%	3%	3%	4%
White Pine	25	25	6	24%	24%	3	0	0%	7	0	0%	1	0	0	0	17%	0%	0%	4%
Totals	6660	7018	4833	73%	69%	1050	654	62%	1186	359	30%	497	83	142	87	12%	14%	7%	8%