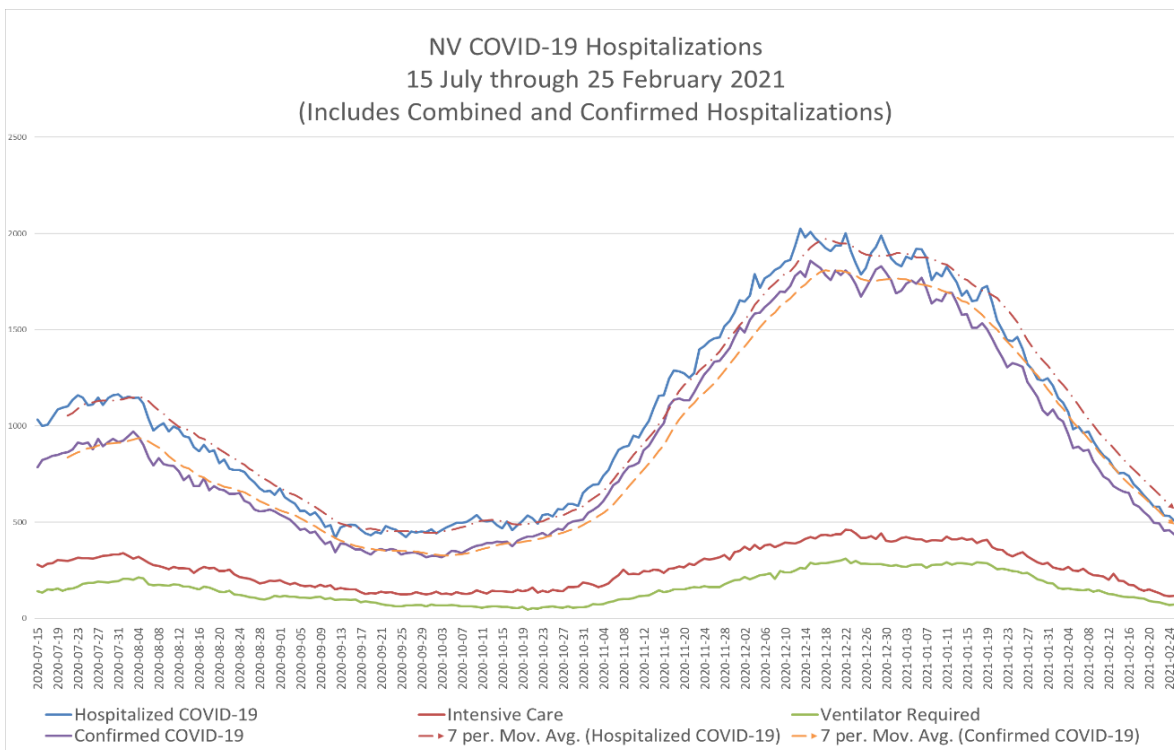
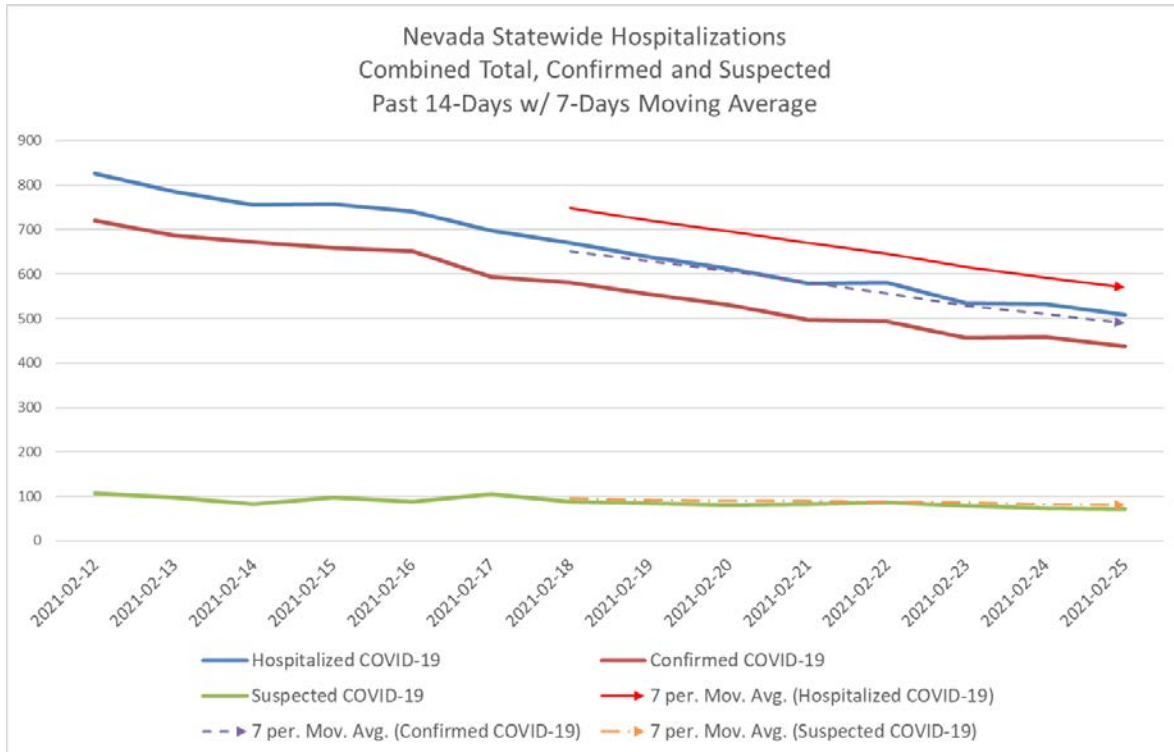
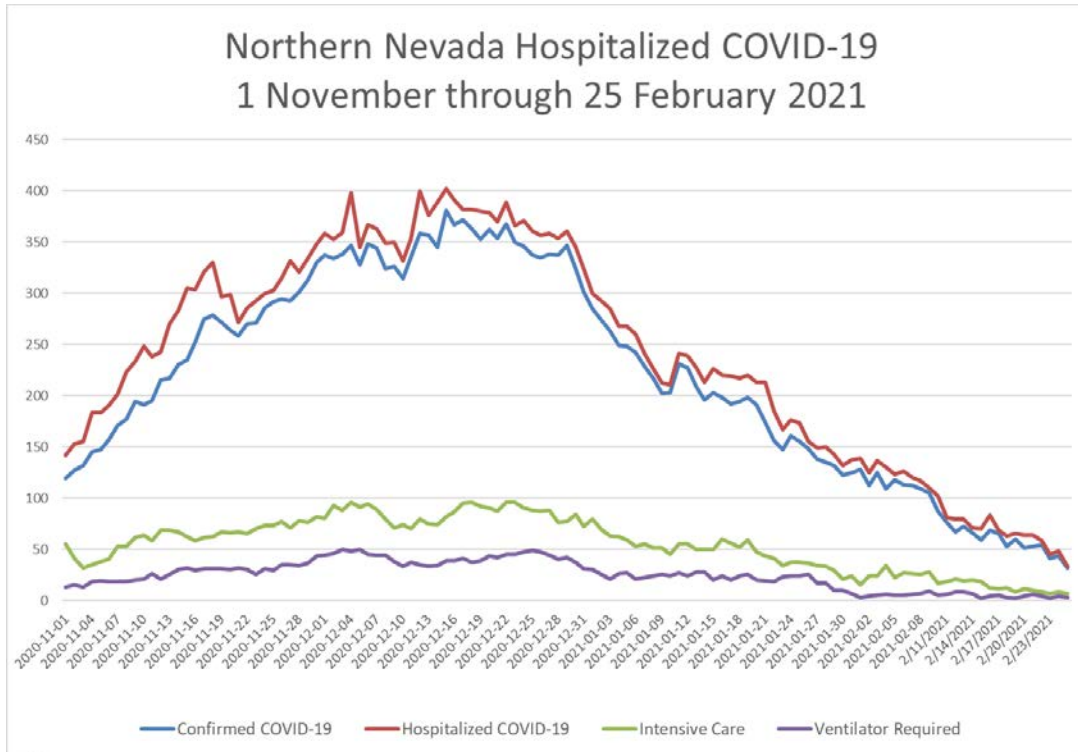


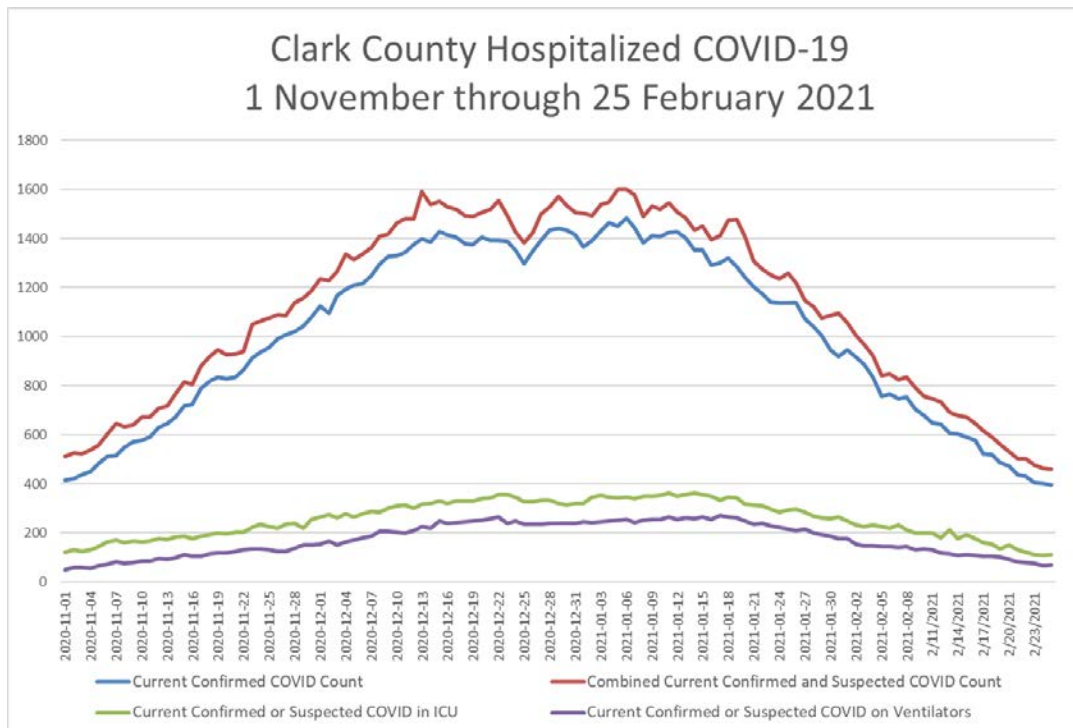
25 February 2021 Statewide Data Set



Northern Data Set



Southern Data Set





COVID-19 Daily Statistics

25 February 2021 Statewide Data Set

Region/County	# of Licensed Inpatient Beds	# of staffed inpatient beds	Hospital Census	% Licensed Beds Occupied	% Staffed Beds Occupied	# of Licensed (Adult) ICU Beds	How many (ADULT) ICU beds are occupied?	%(Adult) ICU Beds Occupied	Total # of Ventilators	How many ventilators are currently in use?	% Ventilators in Use	CONFIRMED COVID-19 Cases	# SUSPECTED COVID-19 Cases	# confirmed or suspected COVID-19 patients in ICU	# confirmed or suspected COVID-19 patients on a ventilator	Relative demand: confirmed and suspected % total patients	Relative demand: confirmed and suspected in ICU to licensed ICU beds	Relative demand: % ventilators in use confirmed and suspected	Relative demand: confirmed and suspected % total patients to STAFFED beds
North	1725	1605	1146	66%	71%	257	112	44%	201	38	19%	32	1	7	3	3%	3%	1%	2%
Rural	249	261	89	36%	34%	21	4	19%	39	0	0%	10	6	0	0	18%	0%	0%	6%
South	4686	5159	3778	81%	73%	772	520	67%	952	299	31%	395	65	111	69	12%	14%	7%	9%
Total	6660	7025	5013	75%	71%	1050	636	61%	1192	337	28%	437	72	118	72	10%	11%	6%	7%
Carson	211	159	125	59%	79%	24	16	67%	22	3	14%	6	0	1	1	5%	4%	5%	4%
Churchill	25	25	14	56%	56%	4	1	25%	5	0	0%	1	0	0	0	7%	0%	0%	4%
Clark	4686	5159	3778	81%	73%	772	520	67%	952	299	31%	395	65	111	69	12%	14%	7%	9%
Douglas	23	23	5	22%	22%	4	0	0%	4	0	0%	2	0	0	0	40%	0%	0%	9%
Elko	75	75	16	21%	21%	7	2	29%	6	0	0%	5	0	0	0	31%	0%	0%	7%
Humboldt	25	33	17	68%	52%	3	1	33%	5	0	0%	1	0	0	0	6%	0%	0%	3%
Lander	5	5	2	40%	40%	0	0	0%	0	0	0%	0	0	0	0	0%	0%	0%	0%
Lincoln	4	4	0	0%	0%	0	0	0%	4	0	0%	0	0	0	0	0%	0%	0%	0%
Lyon	14	14	2	14%	14%	0	0	0%	0	0	0%	0	0	0	0	0%	0%	0%	0%
Mineral	11	11	4	36%	36%	0	0	0%	3	0	0%	0	0	0	0	0%	0%	0%	0%
Nye	25	25	22	88%	88%	0	0	0%	5	0	0%	0	6	0	0	27%	0%	0%	24%
Pershing	13	17	1	8%	6%	0	0	0%	0	0	0%	0	0	0	0	0%	0%	0%	0%
Washoe	1518	1450	1022	67%	70%	233	96	41%	179	35	20%	26	1	6	2	3%	3%	1%	2%
White Pine	25	25	5	20%	20%	3	0	0%	7	0	0%	1	0	0	0	20%	0%	0%	4%
Totals	6660	7025	5013	75%	71%	1050	636	61%	1192	337	28%	437	72	118	72	10%	11%	6%	7%