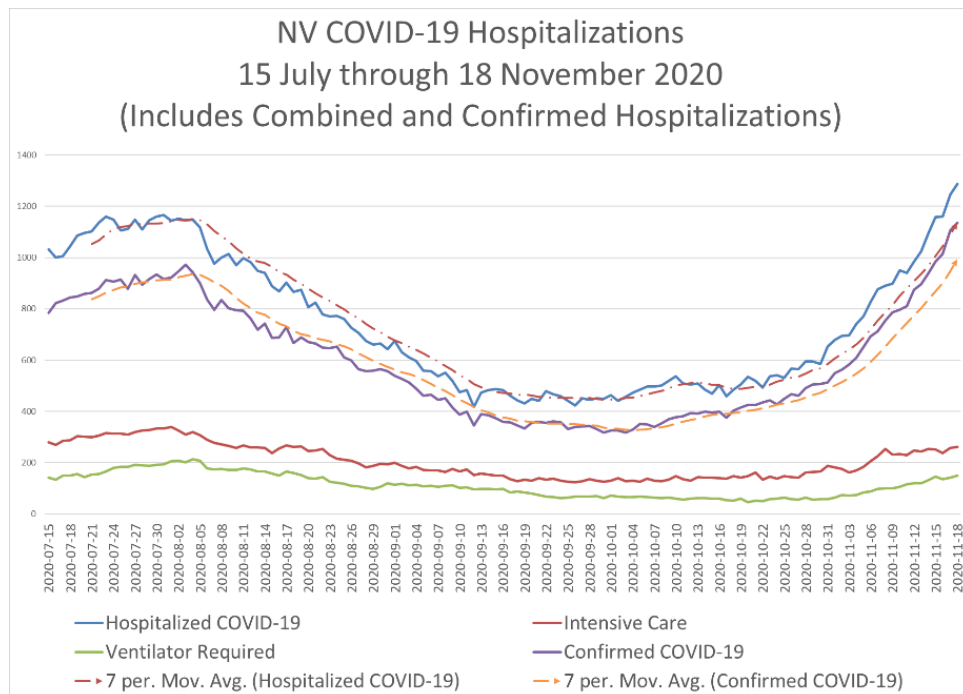
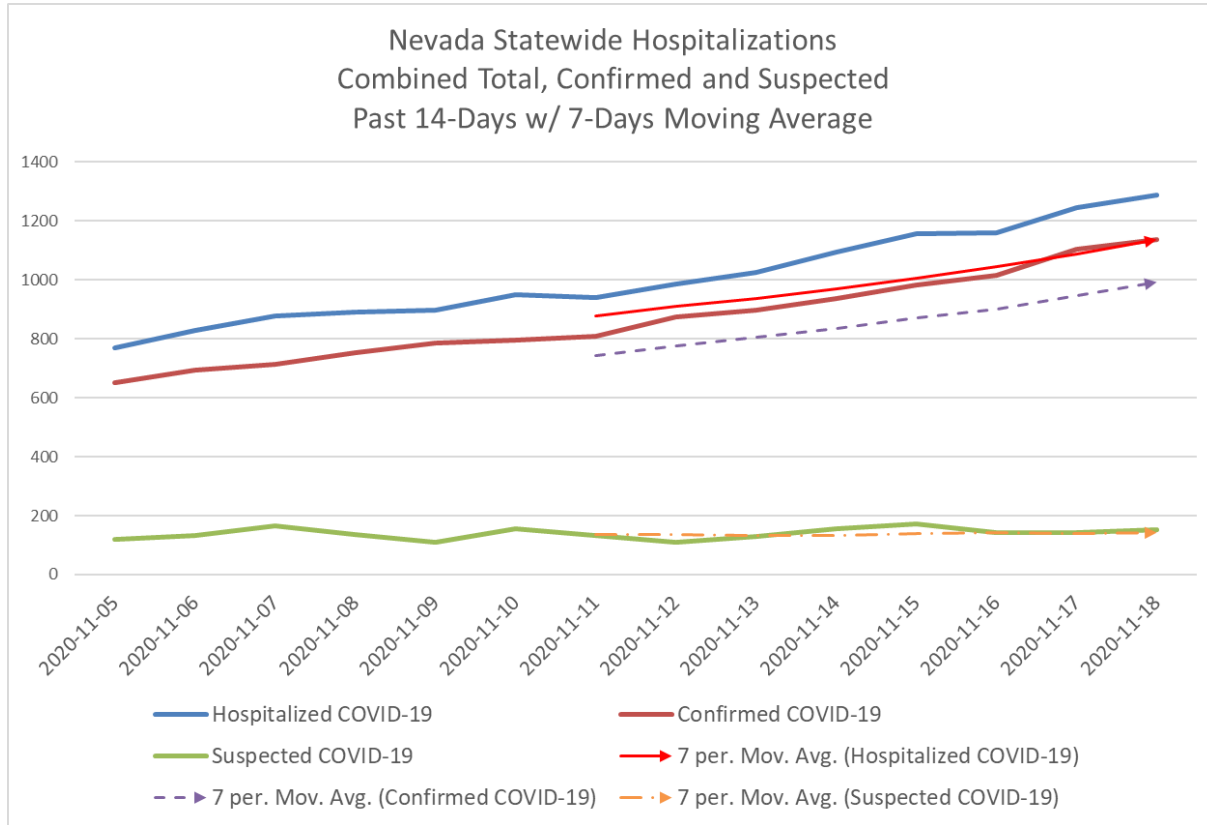
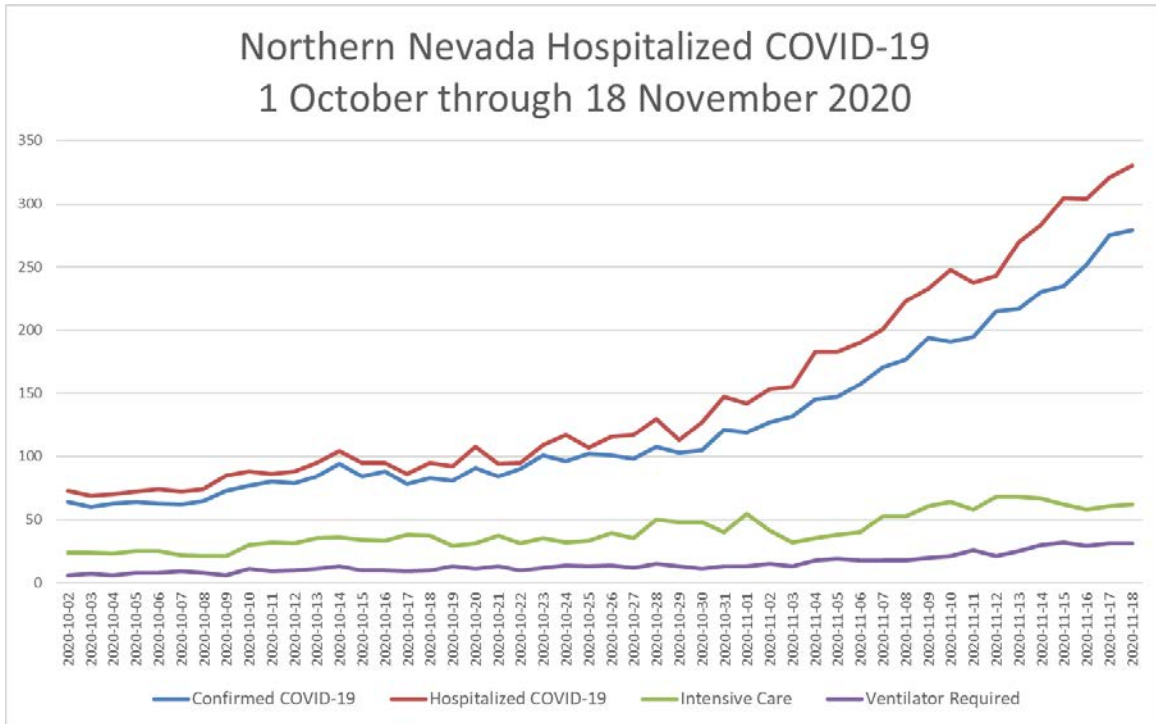


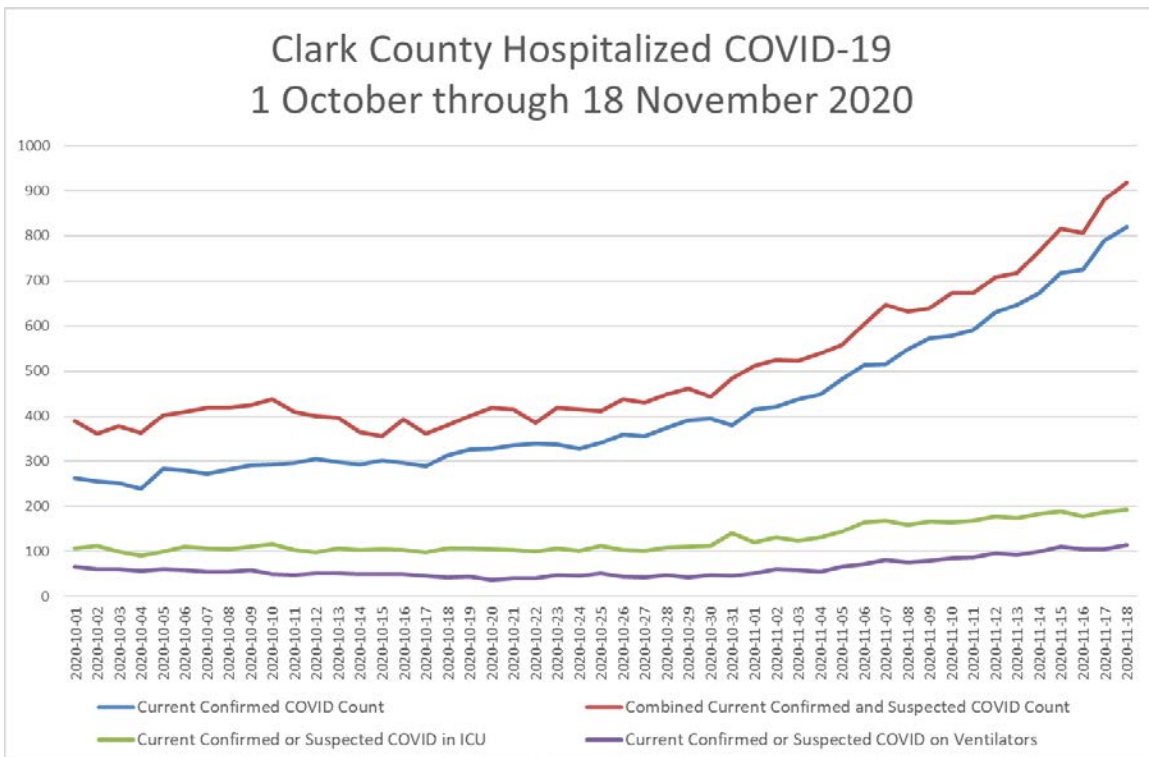
18 November 2020 Statewide Data Set



Northern Nevada Data Set



Clark County Data Set





COVID-19 Daily Statistics

18 November 2020 Data Set

Region/ County	# of Licensed Inpatient Beds	# of staffed inpatient beds	Hospital Census	% Licensed Beds Occupied	% Staffed Beds Occupied	# of Licensed (Adult) ICU Beds	How many (ADULT) ICU beds are occupied?	% (Adult) ICU Beds Occupied	Total # of Ventilators	How many ventilators are currently in use?	% Ventilators in Use	CONFIRMED COVID-19 Cases	# SUSPECTED COVID-19 Cases	# confirmed or suspected COVID-19 patients in ICU	# confirmed or suspected COVID-19 patients on a ventilator	Relative demand: confirmed and suspected % total patients	Relative demand: confirmed and suspected in ICU to licensed ICU beds	Relative demand: % ventilators in use confirmed and suspected	Relative demand: confirmed and suspected % total patients to STAFFED beds
North	1725	1454	1242	72%	85%	257	159	62%	218	66	30%	279	51	62	31	27%	24%	14%	23%
Rural	249	267	103	41%	39%	21	6	29%	44	4	9%	38	2	6	4	39%	29%	9%	15%
South	4686	5102	4134	88%	81%	772	544	70%	937	331	35%	819	99	193	115	22%	25%	12%	18%
Total	6660	6823	5479	82%	80%	1050	709	68%	1199	401	33%	1136	152	261	150	24%	25%	13%	19%
Carson	211	159	132	63%	83%	24	22	92%	22	7	32%	45	1	8	3	35%	33%	14%	29%
Churchill	25	25	20	80%	80%	4	5	125%	3	3	100%	7	0	5	3	35%	125%	100%	28%
Clark	4686	5102	4134	88%	81%	772	544	70%	937	331	35%	819	99	193	115	22%	25%	12%	18%
Douglas	23	23	18	78%	78%	4	1	25%	4	1	25%	9	0	1	1	50%	25%	25%	39%
Elko	75	75	16	21%	21%	7	0	0%	16	0	0%	11	0	0	0	69%	0%	0%	15%
Humboldt	25	33	14	56%	42%	3	0	0%	5	0	0%	5	0	0	0	36%	0%	0%	15%
Lander	5	5	2	40%	40%	0	0	0%	0	0	0%	0	0	0	0	0%	0%	0%	0%
Lincoln	4	4	4	100%	100%	0	0	0%	4	0	0%	0	0	0	0	0%	0%	0%	0%
Lyon	14	14	3	21%	21%	0	0	0%	0	0	0%	0	0	0	0	0%	0%	0%	0%
Mineral	11	11	6	55%	55%	0	0	0%	2	0	0%	1	0	0	0	17%	0%	0%	9%
Nye	25	25	13	52%	52%	0	0	0%	5	0	0%	3	2	0	0	38%	0%	0%	20%
Pershing	13	17	0	0%	0%	0	0	0%	0	0	0%	0	0	0	0	0%	0%	0%	0%
Washoe	1518	1305	1110	73%	85%	233	137	59%	196	59	30%	234	50	54	28	26%	23%	14%	22%
White Pine	25	25	7	28%	28%	3	0	0%	5	0	0%	2	0	0	0	29%	0%	0%	8%
Totals	6660	6823	5479	82%	80%	1050	709	68%	1199	401	33%	1136	152	261	150	24%	25%	13%	19%