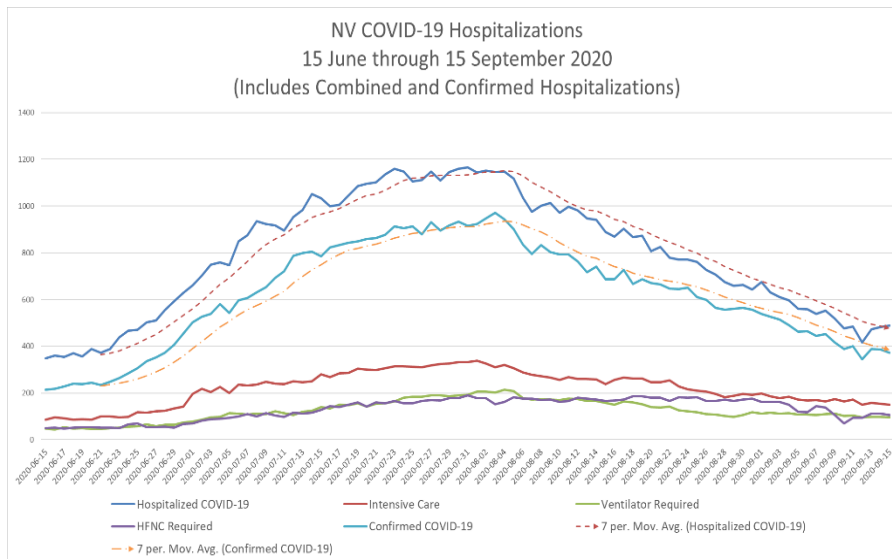
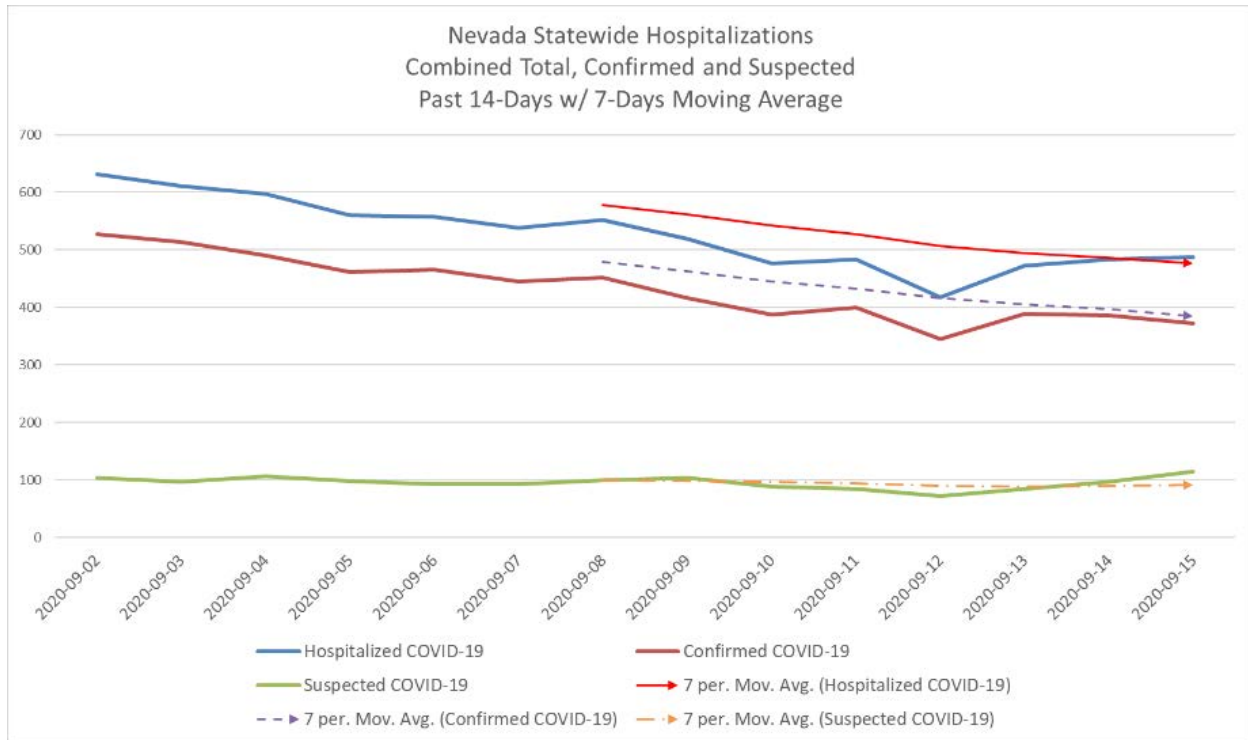


## 15 September 2020 Statewide Data Set



Nevada continues to see an appreciable downward trajectory in serious COVID-19 cases.

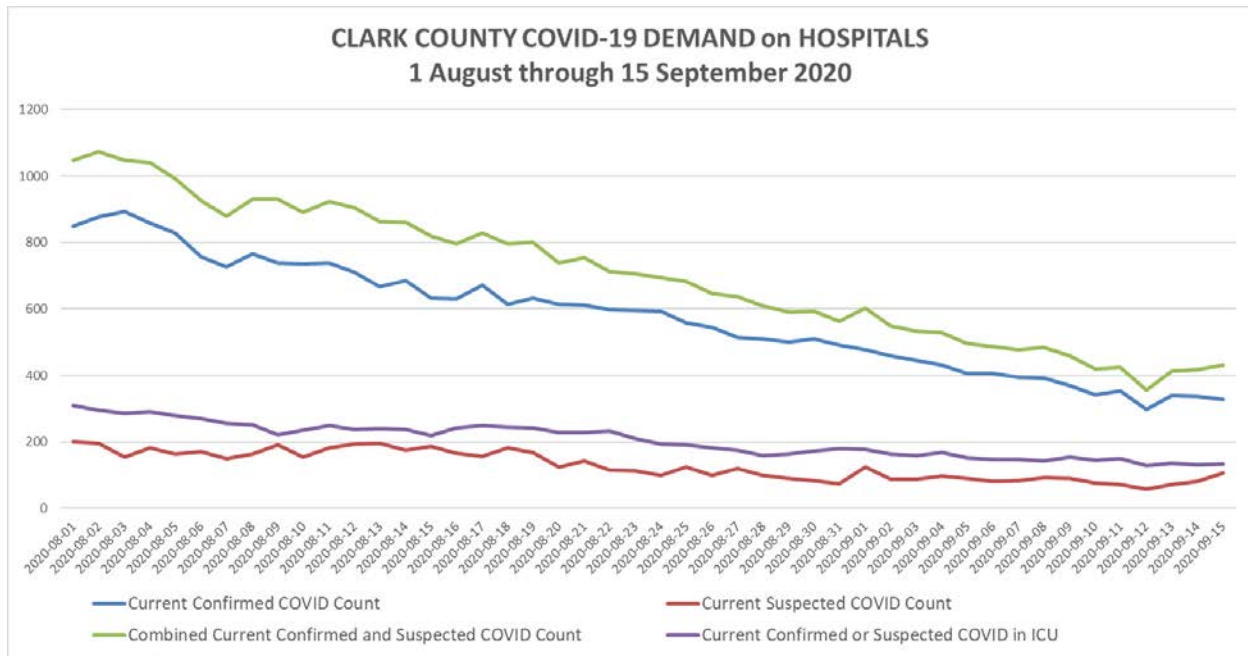
Relative demand placed on hospitals by COVID is now very low. In the general hospital 10% of patients have COVID or are suspected of having COVID.

Intensive care units are only at 60% occupancy and of those patients requiring intensive care, 25% have or are suspected of having COVID. Additionally, only 10% of all ventilators available in Nevada

are being used by COVID positive or suspected patients.

It is important to clarify, patients hospitalized with COVID-19 may or may not be hospitalized with a primary diagnosis related to COVID-19 disease. Now that COVID is widespread throughout Nevada communities, patients admitted for trauma, sepsis, stroke, heart attack or other medical complaint are being found to also have COVID-19.

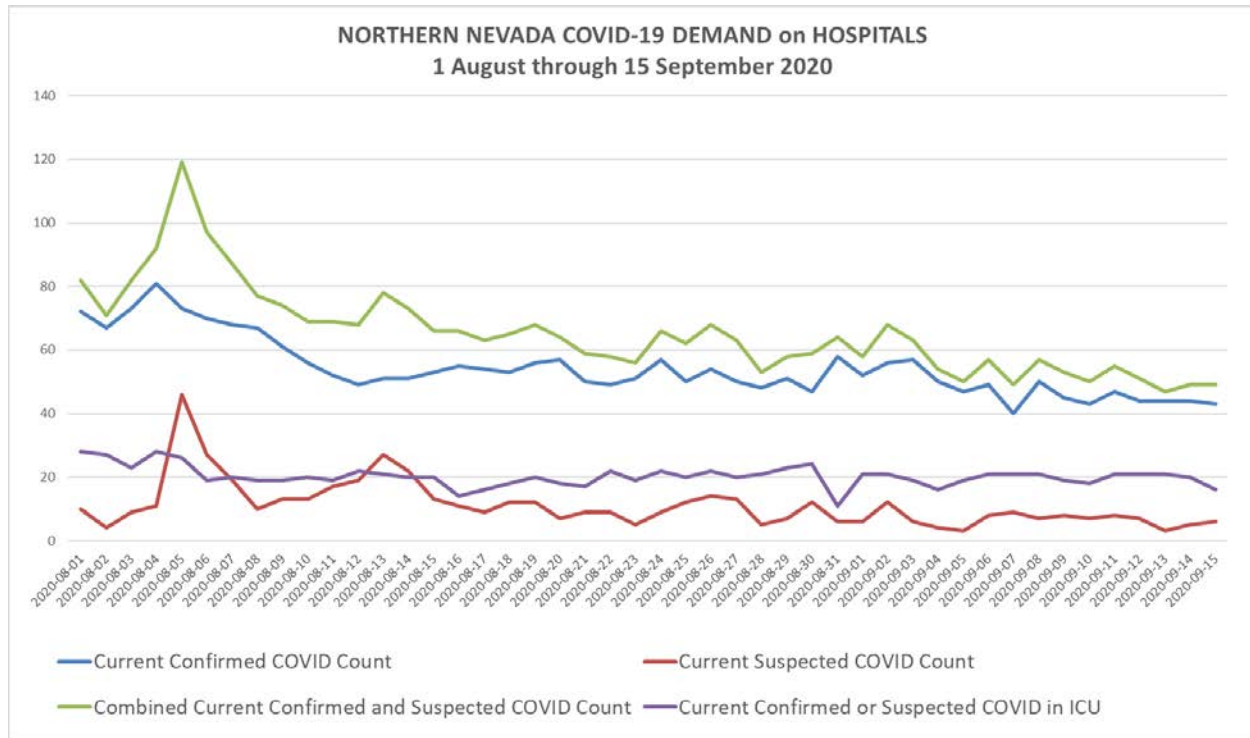
## Clark County Data Set



Clark County healthcare infrastructure is in good condition at this time. Confirmed hospitalized COVID cases are down 66 cases from a week ago (n=327). Suspected cases are currently at 105 bringing the total hospitalized case count to 432, down 53 from the week prior.

Patients with COVID account for 12% of all patients hospitalized within Clark County. Patients with COVID are using 12% of the ventilator inventory and of all patients occupying ICU beds, 28% of them have or are suspected of having COVID-19.

## Northern Nevada Data Set



The northern Nevada healthcare infrastructure is in good condition at this time. Confirmed hospitalized COVID cases are down 7 cases from a week ago (n=43). Suspected cases are currently at 6 bringing the total hospitalized case count to 49, down 8 cases from the week prior.

Patients with COVID account for 5% of all patients hospitalized. Patients with COVID are using 5% of the ventilator inventory and of all patients occupying ICU beds, 14% of them have or are suspected of having COVID-19.

The numbers for Washoe County mirror those presented for the entire region. Carson City numbers are: COVID represents 2% of all hospitalized patients, 10% of all patients within the ICU and people with COVID are using 7% of the available ventilators.

Relative demand placed on hospitals by COVID-19 in northern Nevada remains negligible.

## RURAL COUNTIES

There is zero demand placed on hospitals by COVID-19 in the following counties (note, only rural counties with hospitals are listed):

- Churchill
- Humboldt
- Lander
- Lincoln
- Lyon
- Mineral
- Pershing
- White Pine

Douglas County has minimal demand placed on hospitals with (2) confirmed or suspected cases hospitalized and 1 in the ICU. There are zero patients on a ventilator.

Nye County has 3 hospitalized patients with COVID. Zero are on a ventilator or in an ICU.



# COVID-19 Daily Statistics

## 15 September 2020 Data Set

Region/County	# of Licensed In Patient Beds	Hospital Census	% Licensed Beds Occupied	# of Licensed (Adult) ICU Beds	How many (ADULT) ICU beds are occupied?	%(Adult) ICU Beds Occupied	Total # of Ventilators	How many ventilators are currently in use?	% Ventilators in Use	CONFIRMED COVID-19 Cases	# SUSPECTED COVID-19 Cases	# confirmed or suspected COVID-19 patients in ICU	# confirmed or suspected COVID-19 patients on a Ventilator	How many CONFIRMED or SUSPECTED HFNC Therapy	Number of remdesivir vials in inventory previous day
North	1686	1088	65%	257	117	46%	205	32	16%	43	6	16	10	8	821
Rural	249	84	34%	21	7	33%	29	0	0%	3	4	1	0	0	42
South	4686	3614	77%	730	482	66%	739	357	48%	327	105	133	87	99	3332
<b>Total</b>	<b>6621</b>	<b>4786</b>	<b>72%</b>	<b>1008</b>	<b>606</b>	<b>60%</b>	<b>973</b>	<b>389</b>	<b>40%</b>	<b>373</b>	<b>115</b>	<b>150</b>	<b>97</b>	<b>107</b>	<b>4195</b>
Carson	211	125	59%	24	20	83%	15	4	27%	2	0	2	1	2	110
Churchill	25	0	0%	4	0	0%	0	0	0%	0	0	0	0	0	0
Clark	4686	3614	77%	730	482	66%	739	357	48%	327	105	133	87	99	3332
Douglas	23	15	65%	4	4	100%	4	0	0%	1	1	1	0	0	24
Elko	75	21	28%	7	3	43%	6	0	0%	2	0	0	0	0	18
Humboldt	25	11	44%	3	0	0%	5	0	0%	0	0	0	0	0	0
Lander	5	1	20%	0	0	0%	0	0	0%	0	0	0	0	0	0
Lincoln	4	4	100%	0	0	0%	3	0	0%	0	0	0	0	0	0
Lyon	14	2	14%	0	0	0%	0	0	0%	0	0	0	0	0	0
Mineral	11	7	64%	0	0	0%	1	0	0%	0	0	0	0	0	0
Nye	25	17	68%	0	0	0%	5	0	0%	0	3	0	0	0	0
Pershing	13	0	0%	0	0	0%	0	0	0%	0	0	0	0	0	0
Washoe	1479	963	65%	233	97	42%	190	28	15%	41	6	14	9	6	711
White Pine	25	6	24%	3	0	0%	5	0	0%	0	0	0	0	0	0
<b>Totals</b>	<b>6621</b>	<b>4786</b>	<b>72%</b>	<b>1008</b>	<b>606</b>	<b>60%</b>	<b>973</b>	<b>389</b>	<b>40%</b>	<b>373</b>	<b>115</b>	<b>150</b>	<b>97</b>	<b>107</b>	<b>4195</b>